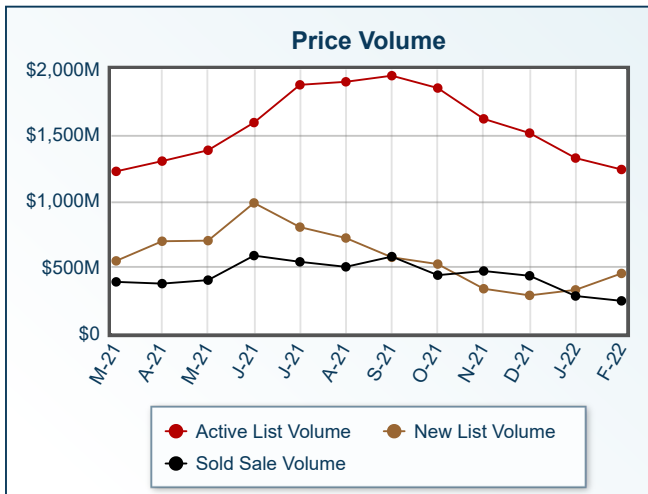
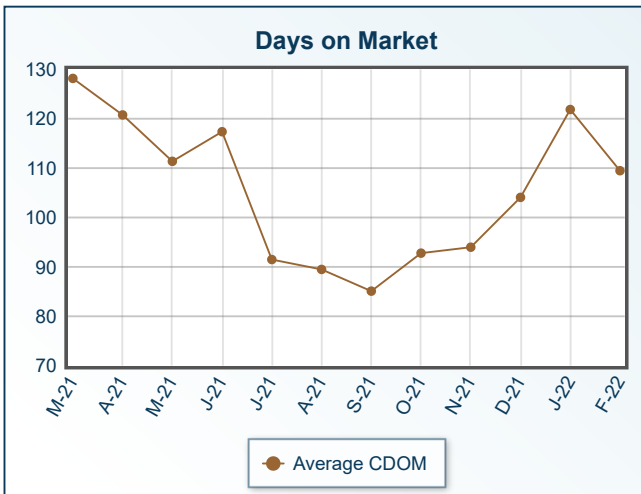
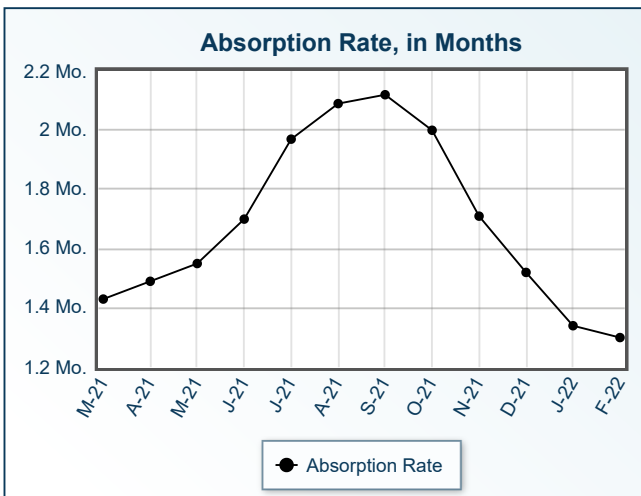
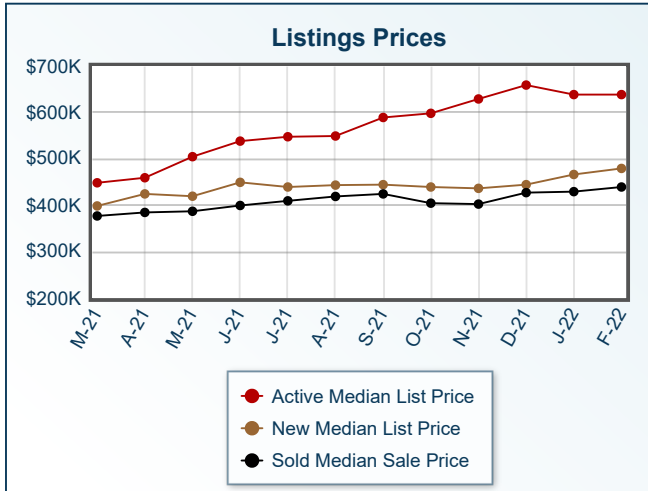
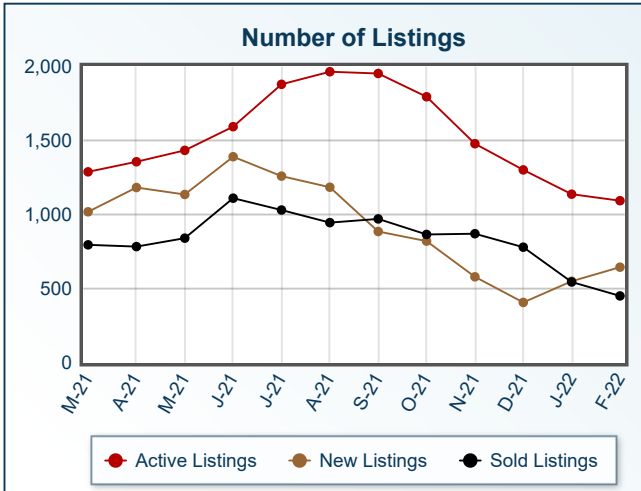


Market Summary

Residential, February 2022



Summary Statistics						
	Feb-22	Feb-21	% Chg	2022 YTD	2021 YTD	% Chg
Absorption Rate	1.3	1.46	-10.96	1.32	1.54	-14.29
Average List Price	\$1,135,634	\$907,714	25.11	\$908,486	\$740,625	22.66
Median List Price	\$639,450	\$428,000	49.40	\$539,000	\$399,000	35.09
Average Sale Price	\$546,671	\$472,549	15.69	\$532,064	\$456,157	16.64
Median Sale Price	\$439,900	\$340,000	29.38	\$434,975	\$344,922	26.11
Average CDOM	109	142	-23.24	116	145	-20.00
Median CDOM	69	0	N/A	76	84	-9.52

	Sold Listings						Pending Listings						
	This Month			Year to Date			This Month			Year to Date			
	2022	2021	% Chg	2022	2021	% Chg	2022	2021	% Chg	2022	2021	% Chg	
0-99,999	10	20	-50.0	15	42	-64.3	0-99,999	4	14	-71.4	15	33	-54.5
100,000-149,999	17	24	-29.2	36	52	-30.8	100,000-149,999	15	26	-42.3	33	61	-45.9
150,000-199,999	24	59	-59.3	59	107	-44.9	150,000-199,999	30	54	-44.4	58	129	-55.0
200,000-249,999	24	38	-36.8	66	102	-35.3	200,000-249,999	32	55	-41.8	59	110	-46.4
250,000-299,999	34	67	-49.3	68	148	-54.1	250,000-299,999	58	62	-6.5	106	169	-37.3
300,000-349,999	38	79	-51.9	83	143	-42.0	300,000-349,999	46	61	-24.6	95	161	-41.0
350,000-399,999	43	57	-24.6	105	122	-13.9	350,000-399,999	59	109	-45.9	107	181	-40.9
400,000-449,999	43	35	22.9	102	93	9.7	400,000-449,999	39	55	-29.1	83	105	-21.0
450,000-499,999	36	39	-7.7	73	68	7.4	450,000-499,999	51	50	2.0	82	101	-18.8
500,000-549,999	29	20	45.0	72	34	111.8	500,000-549,999	21	28	-25.0	50	56	-10.7
550,000-599,999	27	21	28.6	54	45	20.0	550,000-599,999	40	26	53.8	64	55	16.4
600,000-649,999	20	9	122.2	44	23	91.3	600,000-649,999	22	20	10.0	44	41	7.3
650,000-699,999	11	11	0.0	33	34	-2.9	650,000-699,999	31	30	3.3	48	47	2.1
700,000-749,999	16	11	45.5	29	19	52.6	700,000-749,999	16	13	23.1	27	30	-10.0
750,000-799,999	13	14	-7.1	20	23	-13.0	750,000-799,999	24	11	118.2	39	27	44.4
800,000-849,999	8	6	33.3	23	14	64.3	800,000-849,999	12	5	140.0	18	16	12.5
850,000-899,999	4	2	100.0	12	8	50.0	850,000-899,999	13	10	30.0	24	17	41.2
900,000-949,999	8	3	166.7	13	5	160.0	900,000-949,999	5	2	150.0	9	7	28.6
950,000-999,999	5	6	-16.7	11	11	0.0	950,000-999,999	16	9	77.8	33	18	83.3
1,000,000-1,099,999	5	3	66.7	10	9	11.1	1,000,000-1,099,999	6	2	200.0	14	5	180.0
1,100,000-1,199,999	8	3	166.7	13	9	44.4	1,100,000-1,199,999	9	6	50.0	16	10	60.0
1,200,000-1,299,999	4	6	-33.3	10	8	25.0	1,200,000-1,299,999	13	7	85.7	22	16	37.5
1,300,000-1,399,999	5	3	66.7	7	7	0.0	1,300,000-1,399,999	4	6	-33.3	5	13	-61.5
1,400,000-1,499,999	4	1	300.0	6	4	50.0	1,400,000-1,499,999	11	5	120.0	16	12	33.3
1,500,000-1,599,999	1	2	-50.0	3	3	0.0	1,500,000-1,599,999	4	5	-20.0	9	7	28.6
1,600,000-1,699,999	1	3	-66.7	2	4	-50.0	1,600,000-1,699,999	2	5	-60.0	3	6	-50.0
1,700,000-1,799,999	0	2	-100.0	2	6	-66.7	1,700,000-1,799,999	8	1	700.0	8	7	14.3
1,800,000-1,899,999	3	2	50.0	4	3	33.3	1,800,000-1,899,999	3	1	200.0	4	1	300.0
1,900,000-1,999,999	2	1	100.0	3	1	200.0	1,900,000-1,999,999	1	3	-66.7	4	3	33.3
2,000,000-2,249,999	2	4	-50.0	7	5	40.0	2,000,000-2,249,999	3	0	N/A	7	6	16.7
2,250,000-2,499,999	3	2	50.0	4	3	33.3	2,250,000-2,499,999	7	3	133.3	10	5	100.0
2,500,000-2,749,999	0	1	-100.0	0	3	-100.0	2,500,000-2,749,999	1	2	-50.0	1	4	-75.0
2,750,000-2,999,999	0	0	0.0	1	2	-50.0	2,750,000-2,999,999	3	3	0.0	4	3	33.3
3,000,000-3,249,999	1	0	N/A	1	0	N/A	3,000,000-3,249,999	0	2	-100.0	0	3	-100.0
3,250,000-3,499,999	0	0	0.0	0	0	0.0	3,250,000-3,499,999	3	0	N/A	3	1	200.0
3,500,000-3,749,999	1	1	0.0	3	1	200.0	3,500,000-3,749,999	1	1	0.0	3	1	200.0
3,750,000-3,999,999	0	0	0.0	0	0	0.0	3,750,000-3,999,999	2	0	N/A	3	0	N/A
4,000,000-4,249,999	0	0	0.0	0	0	0.0	4,000,000-4,249,999	0	0	0.0	1	0	N/A
4,250,000-4,499,999	0	0	0.0	0	0	0.0	4,250,000-4,499,999	0	1	-100.0	0	1	-100.0
4,500,000-4,749,999	0	0	0.0	1	0	N/A	4,500,000-4,749,999	2	1	100.0	2	2	0.0
4,750,000-4,999,999	0	0	0.0	0	0	0.0	4,750,000-4,999,999	0	0	0.0	2	0	N/A
5,000,000+	1	2	-50.0	1	3	-66.7	5,000,000+	6	6	0.0	6	10	-40.0
Totals	451	557	-19.0	996	1164	-14.4	Totals	623	700	-11.0	1137	1480	-23.2

Active Listings	This Month			Year to Date			New Listings	This Month			Year to Date		
	2022	2021	% Chg	2022	2021	% Chg		2022	2021	% Chg	2022	2021	% Chg
	0-99,999	17	53	-67.9	37	90		-58.9	0-99,999	6	19	-68.4	16
100,000-149,999	24	67	-64.2	61	134	-54.5	100,000-149,999	13	24	-45.8	30	60	-50.0
150,000-199,999	40	82	-51.2	98	205	-52.2	150,000-199,999	28	48	-41.7	59	110	-46.4
200,000-249,999	34	68	-50.0	97	172	-43.6	200,000-249,999	39	54	-27.8	66	103	-35.9
250,000-299,999	53	158	-66.5	164	335	-51.0	250,000-299,999	59	89	-33.7	96	173	-44.5
300,000-349,999	34	76	-55.3	135	244	-44.7	300,000-349,999	47	64	-26.6	93	135	-31.1
350,000-399,999	77	110	-30.0	192	287	-33.1	350,000-399,999	63	102	-38.2	107	180	-40.6
400,000-449,999	57	72	-20.8	147	174	-15.5	400,000-449,999	42	50	-16.0	96	93	3.2
450,000-499,999	77	66	16.7	170	170	0.0	450,000-499,999	50	50	0.0	118	98	20.4
500,000-549,999	45	43	4.7	99	99	0.0	500,000-549,999	22	29	-24.1	49	55	-10.9
550,000-599,999	66	43	53.5	131	107	22.4	550,000-599,999	39	30	30.0	76	52	46.2
600,000-649,999	34	30	13.3	76	74	2.7	600,000-649,999	18	17	5.9	39	39	0.0
650,000-699,999	45	56	-19.6	95	108	-12.0	650,000-699,999	36	27	33.3	51	56	-8.9
700,000-749,999	30	31	-3.2	63	59	6.8	700,000-749,999	15	11	36.4	29	21	38.1
750,000-799,999	39	33	18.2	77	61	26.2	750,000-799,999	24	11	118.2	40	18	122.2
800,000-849,999	28	13	115.4	48	32	50.0	800,000-849,999	14	6	133.3	23	13	76.9
850,000-899,999	33	31	6.5	58	55	5.5	850,000-899,999	11	11	0.0	20	13	53.8
900,000-949,999	14	7	100.0	26	20	30.0	900,000-949,999	8	6	33.3	13	8	62.5
950,000-999,999	29	15	93.3	60	41	46.3	950,000-999,999	13	8	62.5	25	15	66.7
1,000,000-1,099,999	13	8	62.5	25	11	127.3	1,000,000-1,099,999	6	1	500.0	12	5	140.0
1,100,000-1,199,999	20	28	-28.6	35	39	-10.3	1,100,000-1,199,999	8	6	33.3	10	16	-37.5
1,200,000-1,299,999	28	26	7.7	54	44	22.7	1,200,000-1,299,999	9	5	80.0	12	14	-14.3
1,300,000-1,399,999	27	16	68.8	35	30	16.7	1,300,000-1,399,999	6	7	-14.3	8	12	-33.3
1,400,000-1,499,999	21	19	10.5	34	32	6.3	1,400,000-1,499,999	9	5	80.0	15	9	66.7
1,500,000-1,599,999	17	10	70.0	31	20	55.0	1,500,000-1,599,999	6	3	100.0	10	5	100.0
1,600,000-1,699,999	14	9	55.6	20	17	17.6	1,600,000-1,699,999	5	3	66.7	6	4	50.0
1,700,000-1,799,999	13	14	-7.1	26	20	30.0	1,700,000-1,799,999	6	2	200.0	10	4	150.0
1,800,000-1,899,999	16	10	60.0	18	14	28.6	1,800,000-1,899,999	2	3	-33.3	5	4	25.0
1,900,000-1,999,999	15	6	150.0	22	10	120.0	1,900,000-1,999,999	3	1	200.0	6	1	500.0
2,000,000-2,249,999	14	12	16.7	23	21	9.5	2,000,000-2,249,999	6	3	100.0	10	6	66.7
2,250,000-2,499,999	14	14	0.0	26	25	4.0	2,250,000-2,499,999	11	5	120.0	15	7	114.3
2,500,000-2,749,999	17	13	30.8	20	21	-4.8	2,500,000-2,749,999	5	3	66.7	7	8	-12.5
2,750,000-2,999,999	17	16	6.3	24	22	9.1	2,750,000-2,999,999	3	3	0.0	5	4	25.0
3,000,000-3,249,999	5	4	25.0	6	6	0.0	3,000,000-3,249,999	2	2	0.0	3	3	0.0
3,250,000-3,499,999	9	5	80.0	13	7	85.7	3,250,000-3,499,999	3	1	200.0	3	2	50.0
3,500,000-3,749,999	6	4	50.0	13	9	44.4	3,500,000-3,749,999	3	5	-40.0	3	6	-50.0
3,750,000-3,999,999	10	5	100.0	12	6	100.0	3,750,000-3,999,999	1	1	0.0	1	4	-75.0
4,000,000-4,249,999	3	1	200.0	4	1	300.0	4,000,000-4,249,999	0	0	0.0	1	0	N/A
4,250,000-4,499,999	3	2	50.0	3	3	0.0	4,250,000-4,499,999	0	0	0.0	0	0	0.0
4,500,000-4,749,999	7	2	250.0	8	4	100.0	4,500,000-4,749,999	0	1	-100.0	0	1	-100.0
4,750,000-4,999,999	3	6	-50.0	8	6	33.3	4,750,000-4,999,999	2	0	N/A	2	0	N/A
5,000,000+	26	23	13.0	36	36	0.0	5,000,000+	2	6	-66.7	5	9	-44.4
Totals	1094	1307	-16.3	2330	2871	-18.8	Totals	645	722	-10.7	1195	1397	-14.5

All information is subject to change, is deemed reliable but is not guaranteed, and should be independently verified. The information being provided is for consumers' personal, non-commercial use and may not be used for any other purpose other than to identify prospective properties consumers may be interested in purchasing. © 2022 Montana Regional MLS, LLC and FBS. All Rights Reserved. Prepared by Casey Robinson, GRI,BA,CRS,SFR on Tuesday, May 31, 2022 11:19 AM.