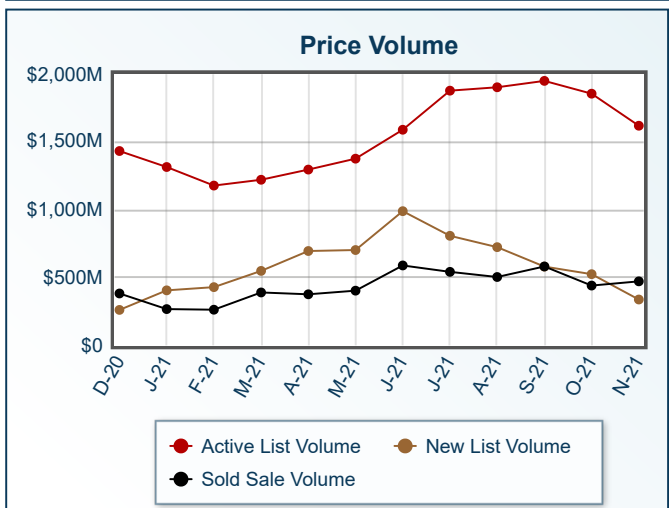
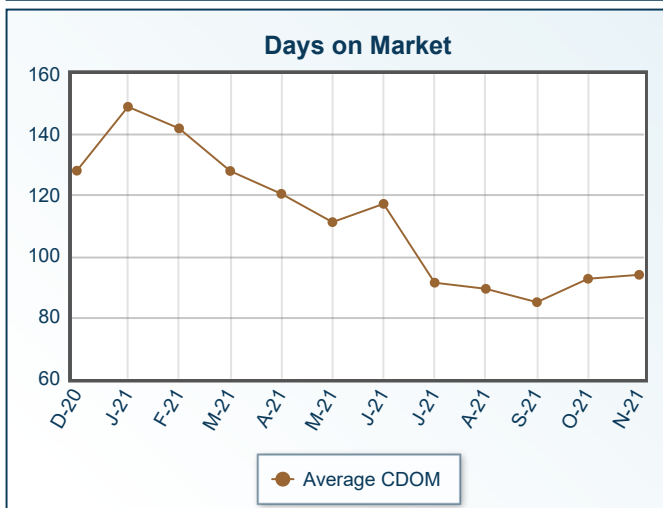
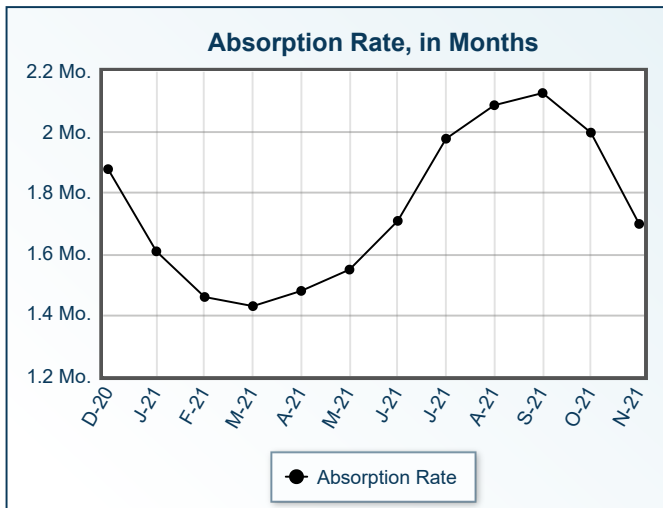
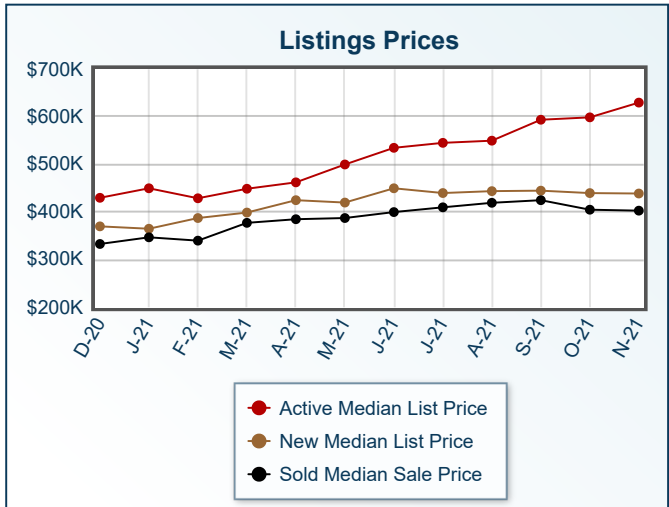
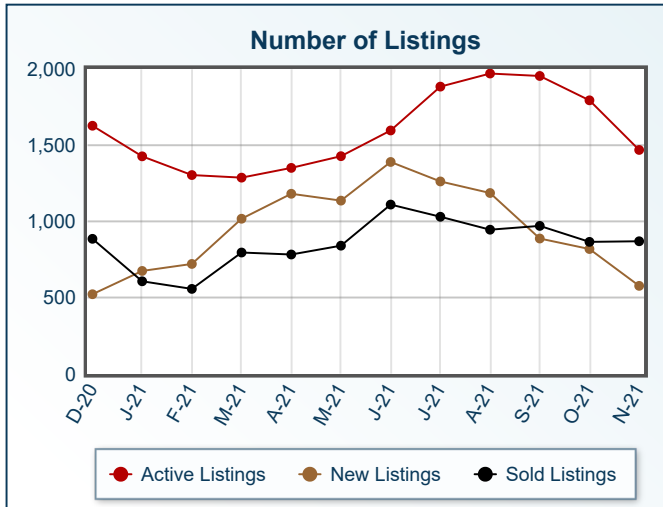


Market Summary

Residential, November 2021



Summary Statistics						
	Nov-21	Nov-20	% Chg	2021 YTD	2020 YTD	% Chg
Absorption Rate	1.7	2.17	-21.66	1.74	3.49	-50.14
Average List Price	\$1,102,044	\$843,590	30.64	\$651,564	\$512,461	27.14
Median List Price	\$630,000	\$419,000	50.36	\$425,000	\$339,900	25.04
Average Sale Price	\$542,969	\$449,357	20.83	\$515,404	\$397,499	29.66
Median Sale Price	\$403,000	\$350,000	15.14	\$396,000	\$315,000	25.71
Average CDOM	94	123	-23.58	108	145	-25.52
Median CDOM	0	0	0.00	60	76	-21.05

	Sold Listings			Year to Date		
	This Month		% Chg	Year to Date		% Chg
	2021	2020		2021	2020	
0-99,999	25	22	13.6	243	333	-27.0
100,000-149,999	29	46	-37.0	347	537	-35.4
150,000-199,999	41	76	-46.1	596	931	-36.0
200,000-249,999	54	78	-30.8	704	1169	-39.8
250,000-299,999	85	131	-35.1	934	1519	-38.5
300,000-349,999	95	121	-21.5	917	1278	-28.2
350,000-399,999	96	104	-7.7	1016	1038	-2.1
400,000-449,999	67	83	-19.3	860	702	22.5
450,000-499,999	68	73	-6.8	672	517	30.0
500,000-549,999	47	47	0.0	487	324	50.3
550,000-599,999	43	30	43.3	482	282	70.9
600,000-649,999	40	34	17.6	343	215	59.5
650,000-699,999	30	21	42.9	304	154	97.4
700,000-749,999	15	8	87.5	220	93	136.6
750,000-799,999	25	17	47.1	195	105	85.7
800,000-849,999	15	8	87.5	133	55	141.8
850,000-899,999	12	10	20.0	132	78	69.2
900,000-949,999	12	6	100.0	79	39	102.6
950,000-999,999	5	6	-16.7	93	36	158.3
1,000,000-1,099,999	7	4	75.0	74	34	117.6
1,100,000-1,199,999	6	5	20.0	82	52	57.7
1,200,000-1,299,999	3	3	0.0	81	32	153.1
1,300,000-1,399,999	4	5	-20.0	49	33	48.5
1,400,000-1,499,999	8	2	300.0	43	33	30.3
1,500,000-1,599,999	2	1	100.0	40	31	29.0
1,600,000-1,699,999	4	3	33.3	30	24	25.0
1,700,000-1,799,999	2	2	0.0	26	11	136.4
1,800,000-1,899,999	2	3	-33.3	20	10	100.0
1,900,000-1,999,999	2	2	0.0	12	10	20.0
2,000,000-2,249,999	8	1	700.0	31	18	72.2
2,250,000-2,499,999	3	0	N/A	23	20	15.0
2,500,000-2,749,999	4	3	33.3	24	10	140.0
2,750,000-2,999,999	2	0	N/A	13	9	44.4
3,000,000-3,249,999	1	1	0.0	13	7	85.7
3,250,000-3,499,999	2	0	N/A	5	4	25.0
3,500,000-3,749,999	2	2	0.0	4	4	0.0
3,750,000-3,999,999	0	0	0.0	6	2	200.0
4,000,000-4,249,999	0	1	-100.0	4	3	33.3
4,250,000-4,499,999	1	0	N/A	6	1	500.0
4,500,000-4,749,999	0	0	0.0	0	3	-100.0
4,750,000-4,999,999	1	0	N/A	4	5	-20.0
5,000,000+	2	3	-33.3	32	12	166.7
Totals	870	962	-9.6	9379	9773	-4.0

	Pending Listings			Year to Date		
	This Month		% Chg	Year to Date		% Chg
	2021	2020		2021	2020	
0-99,999	8	19	-57.9	219	315	-30.5
100,000-149,999	23	32	-28.1	336	537	-37.4
150,000-199,999	41	62	-33.9	672	1013	-33.7
200,000-249,999	52	78	-33.3	712	1256	-43.3
250,000-299,999	51	105	-51.4	985	1660	-40.7
300,000-349,999	53	68	-22.1	931	1331	-30.1
350,000-399,999	74	78	-5.1	1127	1194	-5.6
400,000-449,999	55	53	3.8	779	739	5.4
450,000-499,999	68	54	25.9	774	634	22.1
500,000-549,999	37	17	117.6	445	318	39.9
550,000-599,999	38	26	46.2	532	369	44.2
600,000-649,999	18	16	12.5	274	224	22.3
650,000-699,999	29	23	26.1	384	219	75.3
700,000-749,999	14	15	-6.7	191	103	85.4
750,000-799,999	13	9	44.4	212	131	61.8
800,000-849,999	10	6	66.7	137	49	179.6
850,000-899,999	10	7	42.9	165	102	61.8
900,000-949,999	5	1	400.0	58	31	87.1
950,000-999,999	12	6	100.0	135	62	117.7
1,000,000-1,099,999	6	0	N/A	40	18	122.2
1,100,000-1,199,999	2	2	0.0	97	58	67.2
1,200,000-1,299,999	5	3	66.7	89	41	117.1
1,300,000-1,399,999	4	3	33.3	63	37	70.3
1,400,000-1,499,999	2	1	100.0	65	45	44.4
1,500,000-1,599,999	2	1	100.0	38	27	40.7
1,600,000-1,699,999	3	1	200.0	31	35	-11.4
1,700,000-1,799,999	6	0	N/A	32	16	100.0
1,800,000-1,899,999	0	0	0.0	16	12	33.3
1,900,000-1,999,999	1	0	N/A	25	19	31.6
2,000,000-2,249,999	5	3	66.7	36	21	71.4
2,250,000-2,499,999	3	0	N/A	26	24	8.3
2,500,000-2,749,999	0	2	-100.0	19	18	5.6
2,750,000-2,999,999	2	2	0.0	26	16	62.5
3,000,000-3,249,999	0	0	0.0	10	3	233.3
3,250,000-3,499,999	0	0	0.0	7	11	-36.4
3,500,000-3,749,999	0	0	0.0	9	5	80.0
3,750,000-3,999,999	4	1	300.0	9	7	28.6
4,000,000-4,249,999	0	0	0.0	5	1	400.0
4,250,000-4,499,999	0	0	0.0	6	2	200.0
4,500,000-4,749,999	0	0	0.0	5	4	25.0
4,750,000-4,999,999	2	1	100.0	6	5	20.0
5,000,000+	2	1	100.0	37	15	146.7
Totals	660	696	-5.2	9765	10727	-9.0

Active Listings	This Month			Year to Date			New Listings	This Month			Year to Date		
	2021	2020	% Chg	2021	2020	% Chg		2021	2020	% Chg	2021	2020	% Chg
	0-99,999	21	76	-72.4	268	475		-43.6	0-99,999	9	17	-47.1	209
100,000-149,999	42	87	-51.7	417	728	-42.7	100,000-149,999	23	24	-4.2	343	550	-37.6
150,000-199,999	63	125	-49.6	775	1265	-38.7	150,000-199,999	29	52	-44.2	681	1012	-32.7
200,000-249,999	50	116	-56.9	801	1484	-46.0	200,000-249,999	36	56	-35.7	732	1226	-40.3
250,000-299,999	90	228	-60.5	1170	2017	-42.0	250,000-299,999	60	73	-17.8	1009	1678	-39.9
300,000-349,999	54	126	-57.1	1034	1601	-35.4	300,000-349,999	46	68	-32.4	925	1328	-30.3
350,000-399,999	101	132	-23.5	1304	1476	-11.7	350,000-399,999	55	76	-27.6	1197	1229	-2.6
400,000-449,999	67	101	-33.7	899	956	-6.0	400,000-449,999	44	47	-6.4	818	798	2.5
450,000-499,999	69	81	-14.8	905	848	6.7	450,000-499,999	55	44	25.0	833	711	17.2
500,000-549,999	65	41	58.5	545	414	31.6	500,000-549,999	36	10	260.0	501	355	41.1
550,000-599,999	87	75	16.0	646	525	23.0	550,000-599,999	21	16	31.3	591	404	46.3
600,000-649,999	48	52	-7.7	369	331	11.5	600,000-649,999	25	12	108.3	332	268	23.9
650,000-699,999	79	60	31.7	511	344	48.5	650,000-699,999	27	22	22.7	460	259	77.6
700,000-749,999	35	46	-23.9	247	180	37.2	700,000-749,999	13	8	62.5	209	139	50.4
750,000-799,999	56	49	14.3	314	246	27.6	750,000-799,999	14	11	27.3	271	165	64.2
800,000-849,999	24	24	0.0	182	84	116.7	800,000-849,999	9	6	50.0	163	64	154.7
850,000-899,999	37	50	-26.0	244	207	17.9	850,000-899,999	10	16	-37.5	202	158	27.8
900,000-949,999	20	15	33.3	92	65	41.5	900,000-949,999	5	2	150.0	80	48	66.7
950,000-999,999	54	35	54.3	210	131	60.3	950,000-999,999	6	6	0.0	184	76	142.1
1,000,000-1,099,999	18	6	200.0	67	36	86.1	1,000,000-1,099,999	3	0	N/A	61	24	154.2
1,100,000-1,199,999	25	31	-19.4	147	122	20.5	1,100,000-1,199,999	6	7	-14.3	124	83	49.4
1,200,000-1,299,999	55	36	52.8	179	108	65.7	1,200,000-1,299,999	7	7	0.0	149	75	98.7
1,300,000-1,399,999	28	18	55.6	108	76	42.1	1,300,000-1,399,999	2	2	0.0	90	56	60.7
1,400,000-1,499,999	29	25	16.0	116	82	41.5	1,400,000-1,499,999	4	2	100.0	92	58	58.6
1,500,000-1,599,999	23	14	64.3	80	55	45.5	1,500,000-1,599,999	1	2	-50.0	65	36	80.6
1,600,000-1,699,999	18	13	38.5	55	63	-12.7	1,600,000-1,699,999	1	2	-50.0	44	44	0.0
1,700,000-1,799,999	18	16	12.5	65	49	32.7	1,700,000-1,799,999	5	2	150.0	49	30	63.3
1,800,000-1,899,999	10	9	11.1	43	25	72.0	1,800,000-1,899,999	4	2	100.0	33	13	153.8
1,900,000-1,999,999	16	13	23.1	47	45	4.4	1,900,000-1,999,999	2	2	0.0	38	29	31.0
2,000,000-2,249,999	16	19	-15.8	67	54	24.1	2,000,000-2,249,999	6	4	50.0	52	30	73.3
2,250,000-2,499,999	17	16	6.3	59	58	1.7	2,250,000-2,499,999	2	4	-50.0	41	35	17.1
2,500,000-2,749,999	19	13	46.2	52	44	18.2	2,500,000-2,749,999	1	2	-50.0	39	29	34.5
2,750,000-2,999,999	22	19	15.8	60	44	36.4	2,750,000-2,999,999	3	1	200.0	43	27	59.3
3,000,000-3,249,999	7	4	75.0	20	9	122.2	3,000,000-3,249,999	0	1	-100.0	17	8	112.5
3,250,000-3,499,999	10	11	-9.1	27	29	-6.9	3,250,000-3,499,999	1	0	N/A	21	19	10.5
3,500,000-3,749,999	8	2	300.0	23	9	155.6	3,500,000-3,749,999	1	0	N/A	20	4	400.0
3,750,000-3,999,999	13	5	160.0	27	18	50.0	3,750,000-3,999,999	1	0	N/A	25	9	177.8
4,000,000-4,249,999	2	1	100.0	8	5	60.0	4,000,000-4,249,999	1	0	N/A	7	3	133.3
4,250,000-4,499,999	7	3	133.3	17	10	70.0	4,250,000-4,499,999	0	0	0.0	14	2	600.0
4,500,000-4,749,999	5	2	150.0	13	9	44.4	4,500,000-4,749,999	0	1	-100.0	10	4	150.0
4,750,000-4,999,999	9	7	28.6	20	19	5.3	4,750,000-4,999,999	1	1	0.0	14	15	-6.7
5,000,000+	33	32	3.1	97	64	51.6	5,000,000+	2	0	N/A	70	38	84.2
Totals	1470	1834	-19.8	12330	14410	-14.4	Totals	577	608	-5.1	10858	11463	-5.3

All information is subject to change, is deemed reliable but is not guaranteed, and should be independently verified. The information being provided is for consumers' personal, non-commercial use and may not be used for any other purpose other than to identify prospective properties consumers may be interested in purchasing. © 2022 Montana Regional MLS, LLC and FBS. All Rights Reserved. Prepared by Casey Robinson, GRI,BA,CRS,SFR on Monday, February 28, 2022 6:21 PM.