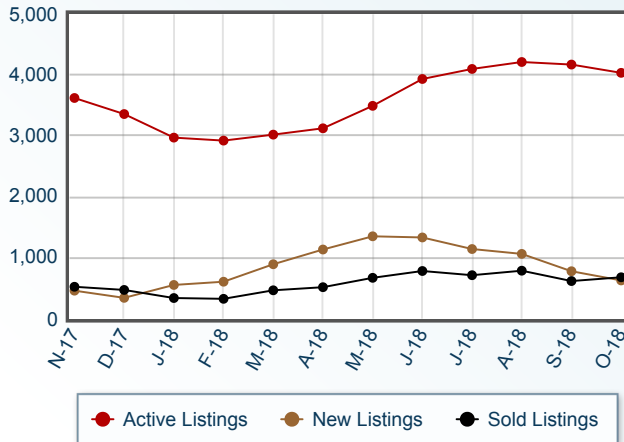


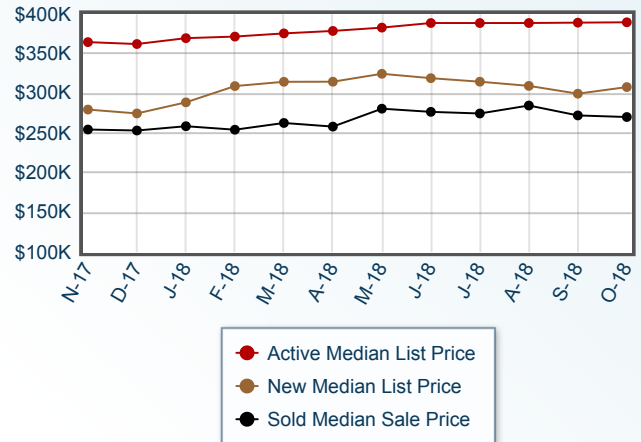
Market Summary

Residential, October 2018

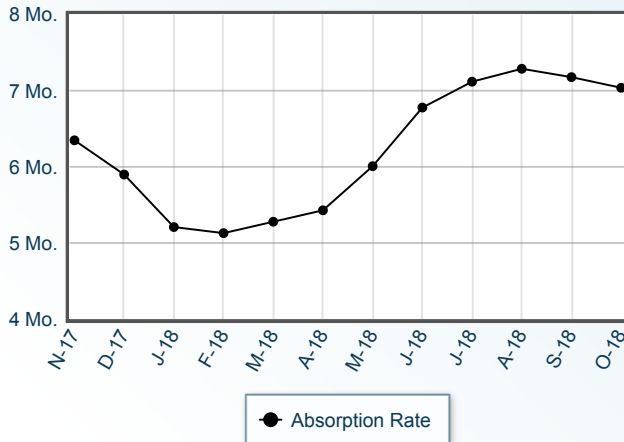
Number of Listings



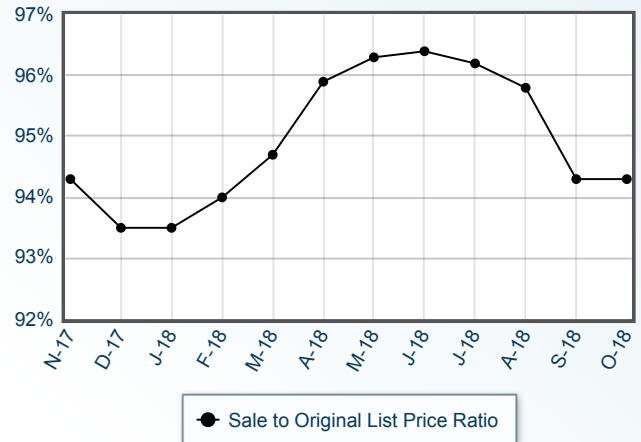
Listings Prices



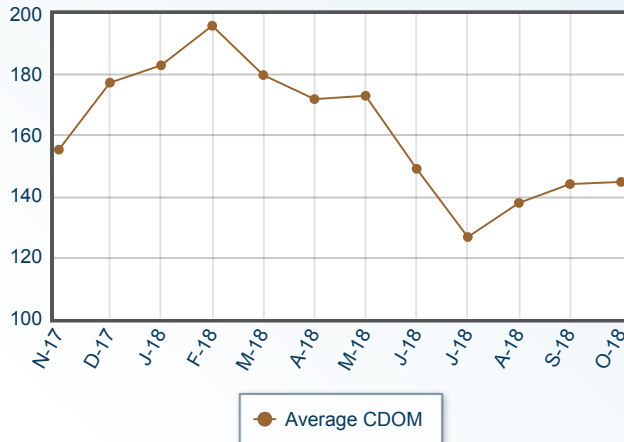
Absorption Rate, in Months



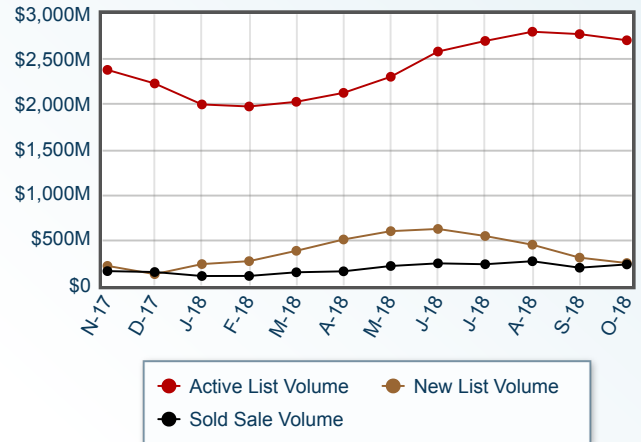
Sold to List Ratio



Days on Market



Price Volume



Summary Statistics						
	Oct-18	Oct-17	% Chg	2018 YTD	2017 YTD	% Chg
Absorption Rate	7.04	7.02	0.28	6.25	6.98	-10.46
Average List Price	\$671,471	\$655,496	2.44	\$494,292	\$474,764	4.11
Median List Price	\$389,900	\$367,900	5.98	\$324,900	\$299,000	8.66
Average Sale Price	\$341,332	\$293,408	16.33	\$321,523	\$295,160	8.93
Median Sale Price	\$270,500	\$249,900	8.24	\$272,597	\$255,000	6.90
Average CDOM	144	155	-7.10	155	159	-2.52
Median CDOM	86	95	-9.47	84	86	-2.33

	Sold Listings			Pending Listings		
	This Month			Year to Date		
	2018	2017	% Chg	2018	2017	% Chg
0-99,999	43	44	-2.3	287	359	-20.1
100,000-149,999	40	59	-32.2	386	462	-16.5
150,000-199,999	79	90	-12.2	646	809	-20.1
200,000-249,999	130	142	-8.5	1095	1176	-6.9
250,000-299,999	101	108	-6.5	1069	1063	0.6
300,000-349,999	86	58	48.3	730	623	17.2
350,000-399,999	51	60	-15.0	551	496	11.1
400,000-449,999	41	32	28.1	323	246	31.3
450,000-499,999	27	24	12.5	222	159	39.6
500,000-549,999	17	8	112.5	135	96	40.6
550,000-599,999	13	12	8.3	107	88	21.6
600,000-649,999	10	5	100.0	66	46	43.5
650,000-699,999	13	5	160.0	64	40	60.0
700,000-749,999	1	6	-83.3	27	34	-20.6
750,000-799,999	4	4	0.0	35	24	45.8
800,000-849,999	1	1	0.0	11	14	-21.4
850,000-899,999	4	1	300.0	16	20	-20.0
900,000-949,999	2	2	0.0	11	17	-35.3
950,000-999,999	0	1	-100.0	12	10	20.0
1,000,000-1,099,999	1	1	0.0	18	8	125.0
1,100,000-1,199,999	1	1	0.0	9	10	-10.0
1,200,000-1,299,999	0	2	-100.0	13	11	18.2
1,300,000-1,399,999	1	1	0.0	14	7	100.0
1,400,000-1,499,999	0	0	0.0	2	5	-60.0
1,500,000-1,599,999	3	0	N/A	8	2	300.0
1,600,000-1,699,999	3	0	N/A	9	3	200.0
1,700,000-1,799,999	1	0	N/A	5	1	400.0
1,800,000-1,899,999	1	0	N/A	6	2	200.0
1,900,000-1,999,999	0	0	0.0	0	2	-100.0
2,000,000-2,249,999	1	1	0.0	8	4	100.0
2,250,000-2,499,999	1	0	N/A	4	5	-20.0
2,500,000-2,749,999	1	0	N/A	6	2	200.0
2,750,000-2,999,999	1	0	N/A	1	1	0.0
3,000,000-3,249,999	0	0	0.0	1	1	0.0
3,250,000-3,499,999	0	0	0.0	0	0	0.0
3,500,000-3,749,999	1	0	N/A	1	0	N/A
3,750,000-3,999,999	0	0	0.0	1	1	0.0
4,000,000-4,249,999	0	0	0.0	0	0	0.0
4,250,000-4,499,999	0	0	0.0	0	0	0.0
4,500,000-4,749,999	0	0	0.0	1	1	0.0
4,750,000-4,999,999	1	0	N/A	1	1	0.0
5,000,000+	0	1	-100.0	1	2	-50.0
Totals	680	669	1.6	5902	5851	0.9

	Sold Listings			Pending Listings		
	This Month			Year to Date		
	2018	2017	% Chg	2018	2017	% Chg
0-99,999	22	31	-29.0	258	345	-25.2
100,000-149,999	27	37	-27.0	370	455	-18.7
150,000-199,999	48	78	-38.5	681	860	-20.8
200,000-249,999	100	103	-2.9	1120	1173	-4.5
250,000-299,999	77	106	-27.4	1117	1182	-5.5
300,000-349,999	64	51	25.5	762	624	22.1
350,000-399,999	44	46	-4.3	615	578	6.4
400,000-449,999	25	26	-3.8	330	277	19.1
450,000-499,999	19	26	-26.9	261	197	32.5
500,000-549,999	11	12	-8.3	139	97	43.3
550,000-599,999	18	9	100.0	131	117	12.0
600,000-649,999	6	8	-25.0	53	58	-8.6
650,000-699,999	13	8	62.5	94	50	88.0
700,000-749,999	4	3	33.3	30	31	-3.2
750,000-799,999	7	1	600.0	53	32	65.6
800,000-849,999	0	1	-100.0	9	12	-25.0
850,000-899,999	3	5	-40.0	17	30	-43.3
900,000-949,999	1	0	N/A	7	7	0.0
950,000-999,999	4	2	100.0	21	24	-12.5
1,000,000-1,099,999	0	1	-100.0	11	4	175.0
1,100,000-1,199,999	3	1	200.0	19	9	111.1
1,200,000-1,299,999	0	1	-100.0	12	14	-14.3
1,300,000-1,399,999	2	1	100.0	11	7	57.1
1,400,000-1,499,999	2	3	-33.3	13	10	30.0
1,500,000-1,599,999	2	1	100.0	9	5	80.0
1,600,000-1,699,999	1	0	N/A	12	5	140.0
1,700,000-1,799,999	0	1	-100.0	5	2	150.0
1,800,000-1,899,999	1	1	0.0	5	4	25.0
1,900,000-1,999,999	1	3	-66.7	7	7	0.0
2,000,000-2,249,999	0	0	0.0	2	8	-75.0
2,250,000-2,499,999	0	0	0.0	8	2	300.0
2,500,000-2,749,999	0	1	-100.0	3	2	50.0
2,750,000-2,999,999	0	1	-100.0	8	7	14.3
3,000,000-3,249,999	0	1	-100.0	1	2	-50.0
3,250,000-3,499,999	0	0	0.0	2	0	N/A
3,500,000-3,749,999	0	0	0.0	0	0	0.0
3,750,000-3,999,999	0	0	0.0	5	1	400.0
4,000,000-4,249,999	0	0	0.0	0	0	0.0
4,250,000-4,499,999	0	0	0.0	0	1	-100.0
4,500,000-4,749,999	0	0	0.0	2	0	N/A
4,750,000-4,999,999	0	0	0.0	0	1	-100.0
5,000,000+	0	0	0.0	4	2	100.0
Totals	505	569	-11.2	6207	6242	-0.6

Active Listings	This Month			Year to Date			New Listings	This Month			Year to Date		
	2018	2017	% Chg	2018	2017	% Chg		2018	2017	% Chg	2018	2017	% Chg
	0-99,999	119	167	-28.7	464	617		-24.8	0-99,999	25	38	-34.2	328
100,000-149,999	190	186	2.2	637	750	-15.1	100,000-149,999	34	44	-22.7	475	548	-13.3
150,000-199,999	232	299	-22.4	1071	1324	-19.1	150,000-199,999	59	68	-13.2	836	1081	-22.7
200,000-249,999	366	420	-12.9	1721	1830	-6.0	200,000-249,999	102	116	-12.1	1402	1517	-7.6
250,000-299,999	469	458	2.4	1857	1893	-1.9	250,000-299,999	90	102	-11.8	1507	1512	-0.3
300,000-349,999	385	335	14.9	1367	1175	16.3	300,000-349,999	78	63	23.8	1104	920	20.0
350,000-399,999	378	356	6.2	1243	1188	4.6	350,000-399,999	74	62	19.4	985	892	10.4
400,000-449,999	266	209	27.3	759	589	28.9	400,000-449,999	42	27	55.6	591	446	32.5
450,000-499,999	224	218	2.8	645	534	20.8	450,000-499,999	32	28	14.3	475	383	24.0
500,000-549,999	133	123	8.1	341	297	14.8	500,000-549,999	19	18	5.6	255	198	28.8
550,000-599,999	190	156	21.8	416	372	11.8	550,000-599,999	13	13	0.0	302	243	24.3
600,000-649,999	102	80	27.5	202	188	7.4	600,000-649,999	9	10	-10.0	141	115	22.6
650,000-699,999	111	135	-17.8	273	260	5.0	650,000-699,999	9	12	-25.0	166	151	9.9
700,000-749,999	65	58	12.1	121	126	-4.0	700,000-749,999	2	9	-77.8	75	86	-12.8
750,000-799,999	92	76	21.1	190	163	16.6	750,000-799,999	4	10	-60.0	133	100	33.0
800,000-849,999	34	40	-15.0	70	69	1.4	800,000-849,999	3	3	0.0	45	45	0.0
850,000-899,999	80	59	35.6	128	128	0.0	850,000-899,999	7	5	40.0	87	80	8.8
900,000-949,999	21	22	-4.5	42	43	-2.3	900,000-949,999	1	2	-50.0	24	31	-22.6
950,000-999,999	69	59	16.9	128	116	10.3	950,000-999,999	7	3	133.3	80	63	27.0
1,000,000-1,099,999	6	16	-62.5	28	22	27.3	1,000,000-1,099,999	1	2	-50.0	15	17	-11.8
1,100,000-1,199,999	45	40	12.5	85	66	28.8	1,100,000-1,199,999	0	3	-100.0	55	39	41.0
1,200,000-1,299,999	55	52	5.8	91	93	-2.2	1,200,000-1,299,999	3	4	-25.0	51	51	0.0
1,300,000-1,399,999	48	34	41.2	75	60	25.0	1,300,000-1,399,999	2	1	100.0	44	34	29.4
1,400,000-1,499,999	31	30	3.3	53	57	-7.0	1,400,000-1,499,999	0	6	-100.0	27	27	0.0
1,500,000-1,599,999	31	36	-13.9	54	54	0.0	1,500,000-1,599,999	0	3	-100.0	28	27	3.7
1,600,000-1,699,999	22	31	-29.0	52	51	2.0	1,600,000-1,699,999	2	0	N/A	25	26	-3.8
1,700,000-1,799,999	26	24	8.3	45	35	28.6	1,700,000-1,799,999	0	2	-100.0	23	20	15.0
1,800,000-1,899,999	25	20	25.0	39	42	-7.1	1,800,000-1,899,999	0	1	-100.0	25	19	31.6
1,900,000-1,999,999	30	39	-23.1	56	60	-6.7	1,900,000-1,999,999	2	3	-33.3	30	35	-14.3
2,000,000-2,249,999	24	15	60.0	32	30	6.7	2,000,000-2,249,999	0	2	-100.0	17	19	-10.5
2,250,000-2,499,999	30	30	0.0	56	52	7.7	2,250,000-2,499,999	2	4	-50.0	31	32	-3.1
2,500,000-2,749,999	16	13	23.1	25	18	38.9	2,500,000-2,749,999	1	1	0.0	18	10	80.0
2,750,000-2,999,999	25	31	-19.4	46	49	-6.1	2,750,000-2,999,999	1	1	0.0	22	21	4.8
3,000,000-3,249,999	8	5	60.0	11	10	10.0	3,000,000-3,249,999	0	1	-100.0	7	6	16.7
3,250,000-3,499,999	12	9	33.3	16	17	-5.9	3,250,000-3,499,999	0	3	-100.0	7	8	-12.5
3,500,000-3,749,999	6	8	-25.0	10	10	0.0	3,500,000-3,749,999	0	1	-100.0	4	5	-20.0
3,750,000-3,999,999	12	15	-20.0	22	22	0.0	3,750,000-3,999,999	1	2	-50.0	10	9	11.1
4,000,000-4,249,999	2	1	100.0	2	2	0.0	4,000,000-4,249,999	0	0	0.0	3	2	50.0
4,250,000-4,499,999	5	7	-28.6	8	10	-20.0	4,250,000-4,499,999	0	0	0.0	3	5	-40.0
4,500,000-4,749,999	5	4	25.0	8	5	60.0	4,500,000-4,749,999	1	0	N/A	5	3	66.7
4,750,000-4,999,999	4	5	-20.0	7	9	-22.2	4,750,000-4,999,999	0	1	-100.0	2	4	-50.0
5,000,000+	44	38	15.8	63	55	14.5	5,000,000+	2	4	-50.0	30	25	20.0
Totals	4038	3959	2.0	12559	12491	0.5	Totals	628	678	-7.4	9493	9295	2.1

All information is subject to change, is deemed reliable but is not guaranteed, and should be independently verified. The information being provided is for consumers' personal, non-commercial use and may not be used for any other purpose other than to identify prospective properties consumers may be interested in purchasing. © 2018 Montana Regional MLS, LLC and FBS. All Rights Reserved. Prepared by Casey Robinson, SFR,CRS,BRA,GRI on Friday, November 02, 2018 11:08 AM.