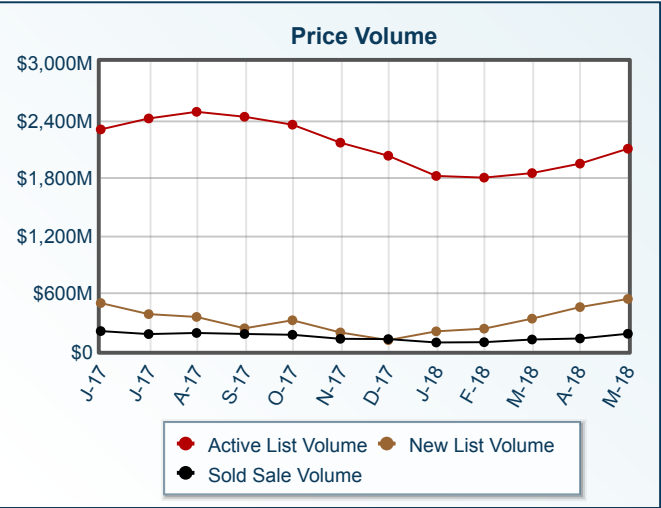
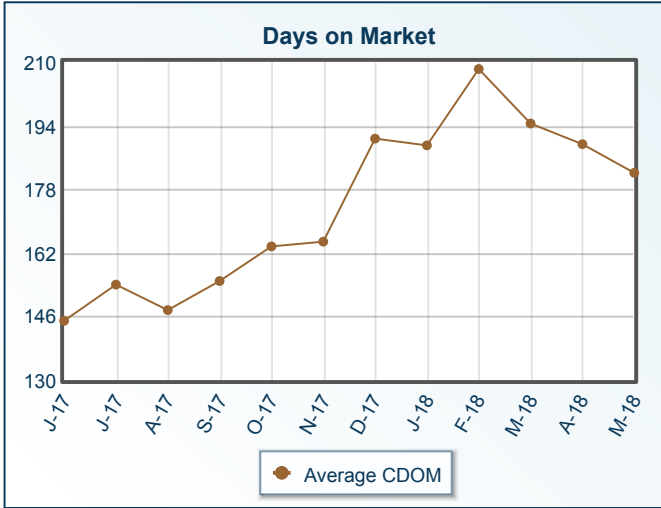
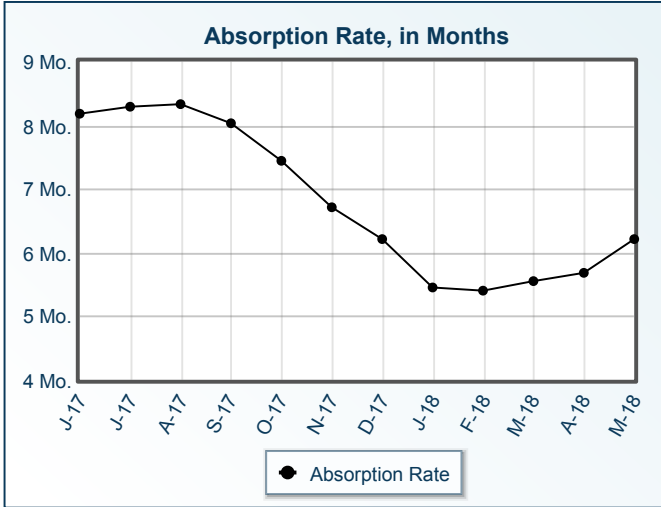
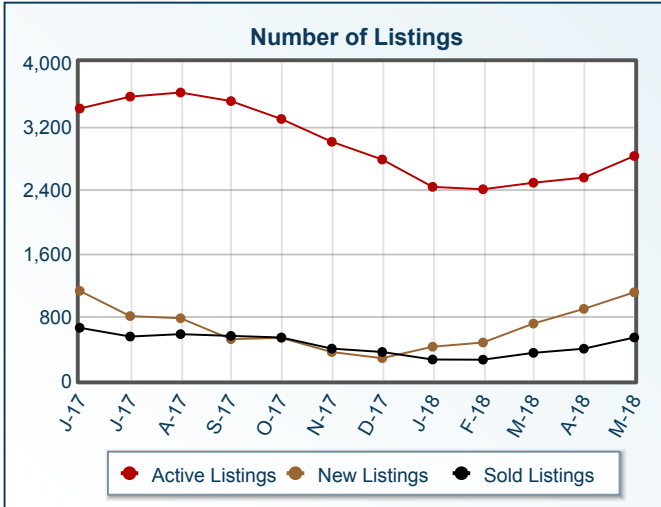


Market Summary

Residential, May 2018



Summary Statistics						
	May-18	May-17	% Chg	2018 YTD	2017 YTD	% Chg
Absorption Rate	6.21	7.66	-18.93	5.66	6.76	-16.27
Average List Price	\$743,763	\$678,839	9.56	\$587,309	\$541,038	8.55
Median List Price	\$419,000	\$369,000	13.55	\$350,000	\$325,000	7.69
Average Sale Price	\$327,856	\$306,937	6.82	\$330,605	\$302,072	9.45
Median Sale Price	\$285,000	\$262,912	8.40	\$275,000	\$253,525	8.47
Average CDOM	182	183	-0.55	190	194	-2.06
Median CDOM	70	81	-13.58	107	110	-2.73

	Sold Listings						Pending Listings					
	This Month			Year to Date			This Month			Year to Date		
	2018	2017	% Chg	2018	2017	% Chg	2018	2017	% Chg	2018	2017	% Chg
0-99,999	14	25	-44.0	69	101	-31.7	20	35	-42.9	77	116	-33.6
100,000-149,999	29	42	-31.0	121	146	-17.1	39	34	14.7	136	160	-15.0
150,000-199,999	54	78	-30.8	200	234	-14.5	78	95	-17.9	248	322	-23.0
200,000-249,999	89	101	-11.9	334	338	-1.2	110	92	19.6	437	397	10.1
250,000-299,999	108	91	18.7	325	284	14.4	115	129	-10.9	455	423	7.6
300,000-349,999	88	54	63.0	229	186	23.1	75	53	41.5	284	205	38.5
350,000-399,999	48	47	2.1	165	131	26.0	82	66	24.2	259	200	29.5
400,000-449,999	24	24	0.0	94	70	34.3	36	24	50.0	128	95	34.7
450,000-499,999	24	18	33.3	70	55	27.3	29	21	38.1	103	77	33.8
500,000-549,999	17	9	88.9	39	33	18.2	14	11	27.3	56	42	33.3
550,000-599,999	6	10	-40.0	38	23	65.2	14	12	16.7	52	44	18.2
600,000-649,999	9	4	125.0	23	16	43.8	6	6	0.0	24	28	-14.3
650,000-699,999	7	6	16.7	21	15	40.0	8	2	300.0	28	17	64.7
700,000-749,999	6	4	50.0	13	16	-18.7	4	4	0.0	12	16	-25.0
750,000-799,999	3	6	-50.0	8	9	-11.1	8	2	300.0	18	13	38.5
800,000-849,999	4	1	300.0	7	5	40.0	0	3	-100.0	5	6	-16.7
850,000-899,999	2	2	0.0	5	9	-44.4	3	3	0.0	9	12	-25.0
900,000-949,999	0	1	-100.0	4	4	0.0	0	0	0.0	1	1	0.0
950,000-999,999	3	0	N/A	7	4	75.0	4	5	-20.0	10	10	0.0
1,000,000-1,099,999	1	1	0.0	2	3	-33.3	0	0	0.0	5	0	N/A
1,100,000-1,199,999	0	1	-100.0	3	3	0.0	3	1	200.0	7	5	40.0
1,200,000-1,299,999	1	2	-50.0	4	5	-20.0	1	2	-50.0	6	5	20.0
1,300,000-1,399,999	1	0	N/A	7	4	75.0	2	0	N/A	4	3	33.3
1,400,000-1,499,999	0	1	-100.0	2	1	100.0	0	2	-100.0	6	3	100.0
1,500,000-1,599,999	0	0	0.0	2	1	100.0	1	1	0.0	2	1	100.0
1,600,000-1,699,999	0	1	-100.0	4	3	33.3	3	1	200.0	4	4	0.0
1,700,000-1,799,999	0	0	0.0	3	0	N/A	2	0	N/A	2	0	N/A
1,800,000-1,899,999	1	0	N/A	3	0	N/A	0	0	0.0	1	1	0.0
1,900,000-1,999,999	0	0	0.0	0	0	0.0	1	1	0.0	6	1	500.0
2,000,000-2,249,999	0	1	-100.0	4	1	300.0	0	1	-100.0	0	2	-100.0
2,250,000-2,499,999	0	1	-100.0	0	2	-100.0	0	0	0.0	4	0	N/A
2,500,000-2,749,999	1	0	N/A	3	0	N/A	0	0	0.0	0	1	-100.0
2,750,000-2,999,999	0	0	0.0	0	0	0.0	0	2	-100.0	2	2	0.0
3,000,000-3,249,999	0	0	0.0	0	1	-100.0	0	0	0.0	0	0	0.0
3,250,000-3,499,999	0	0	0.0	0	0	0.0	0	0	0.0	0	0	0.0
3,500,000-3,749,999	0	0	0.0	0	0	0.0	0	0	0.0	0	0	0.0
3,750,000-3,999,999	0	0	0.0	0	0	0.0	0	0	0.0	0	1	-100.0
4,000,000-4,249,999	0	0	0.0	0	0	0.0	0	0	0.0	0	0	0.0
4,250,000-4,499,999	0	0	0.0	0	0	0.0	1	0	N/A	1	0	N/A
4,500,000-4,749,999	0	0	0.0	1	0	N/A	0	0	0.0	0	0	0.0
4,750,000-4,999,999	0	0	0.0	0	1	-100.0	0	0	0.0	0	0	0.0
5,000,000+	0	0	0.0	0	0	0.0	2	0	N/A	3	0	N/A
Totals	540	531	1.7	1810	1704	6.2	661	608	8.7	2395	2213	8.2

Active Listings	This Month			Year to Date			New Listings	This Month			Year to Date		
	2018	2017	% Chg	2018	2017	% Chg		2018	2017	% Chg	2018	2017	% Chg
	0-99,999	80	125	-36.0	177	265		-33.2	0-99,999	20	24	-16.7	86
100,000-149,999	111	157	-29.3	264	342	-22.8	100,000-149,999	40	50	-20.0	151	188	-19.7
150,000-199,999	160	239	-33.1	449	630	-28.7	150,000-199,999	83	132	-37.1	277	443	-37.5
200,000-249,999	212	302	-29.8	733	781	-6.1	200,000-249,999	135	153	-11.8	490	543	-9.8
250,000-299,999	278	357	-22.1	819	881	-7.0	250,000-299,999	166	174	-4.6	560	593	-5.6
300,000-349,999	239	295	-19.0	600	572	4.9	300,000-349,999	129	112	15.2	401	367	9.3
350,000-399,999	290	315	-7.9	631	616	2.4	350,000-399,999	111	126	-11.9	413	372	11.0
400,000-449,999	174	156	11.5	362	305	18.7	400,000-449,999	70	60	16.7	226	188	20.2
450,000-499,999	179	158	13.3	336	282	19.1	450,000-499,999	67	41	63.4	193	154	25.3
500,000-549,999	98	83	18.1	186	163	14.1	500,000-549,999	33	26	26.9	110	89	23.6
550,000-599,999	153	145	5.5	247	230	7.4	550,000-599,999	42	41	2.4	141	121	16.5
600,000-649,999	82	66	24.2	130	123	5.7	600,000-649,999	23	19	21.1	72	56	28.6
650,000-699,999	93	89	4.5	160	146	9.6	650,000-699,999	31	19	63.2	69	52	32.7
700,000-749,999	41	40	2.5	74	71	4.2	700,000-749,999	17	14	21.4	41	39	5.1
750,000-799,999	72	66	9.1	114	111	2.7	750,000-799,999	19	29	-34.5	59	53	11.3
800,000-849,999	24	28	-14.3	51	43	18.6	800,000-849,999	12	8	50.0	23	21	9.5
850,000-899,999	43	49	-12.2	67	74	-9.5	850,000-899,999	12	6	100.0	31	32	-3.1
900,000-949,999	18	15	20.0	27	25	8.0	900,000-949,999	5	7	-28.6	9	15	-40.0
950,000-999,999	53	51	3.9	83	73	13.7	950,000-999,999	21	9	133.3	43	28	53.6
1,000,000-1,099,999	15	13	15.4	26	15	73.3	1,000,000-1,099,999	5	1	400.0	11	9	22.2
1,100,000-1,199,999	40	28	42.9	60	44	36.4	1,100,000-1,199,999	8	5	60.0	26	20	30.0
1,200,000-1,299,999	41	45	-8.9	60	63	-4.8	1,200,000-1,299,999	8	7	14.3	22	24	-8.3
1,300,000-1,399,999	28	22	27.3	43	34	26.5	1,300,000-1,399,999	6	3	100.0	18	12	50.0
1,400,000-1,499,999	28	23	21.7	40	37	8.1	1,400,000-1,499,999	4	3	33.3	14	8	75.0
1,500,000-1,599,999	27	27	0.0	34	38	-10.5	1,500,000-1,599,999	3	6	-50.0	11	13	-15.4
1,600,000-1,699,999	18	25	-28.0	31	38	-18.4	1,600,000-1,699,999	1	6	-83.3	9	15	-40.0
1,700,000-1,799,999	19	21	-9.5	26	25	4.0	1,700,000-1,799,999	3	4	-25.0	6	10	-40.0
1,800,000-1,899,999	20	22	-9.1	25	31	-19.4	1,800,000-1,899,999	1	4	-75.0	9	8	12.5
1,900,000-1,999,999	19	27	-29.6	38	33	15.2	1,900,000-1,999,999	6	3	100.0	15	11	36.4
2,000,000-2,249,999	20	14	42.9	25	20	25.0	2,000,000-2,249,999	4	3	33.3	12	9	33.3
2,250,000-2,499,999	28	23	21.7	46	29	58.6	2,250,000-2,499,999	8	2	300.0	20	9	122.2
2,500,000-2,749,999	13	5	160.0	16	9	77.8	2,500,000-2,749,999	5	2	150.0	11	2	450.0
2,750,000-2,999,999	22	29	-24.1	33	35	-5.7	2,750,000-2,999,999	4	3	33.3	9	11	-18.2
3,000,000-3,249,999	7	5	40.0	8	5	60.0	3,000,000-3,249,999	0	0	0.0	4	1	300.0
3,250,000-3,499,999	5	9	-44.4	7	11	-36.4	3,250,000-3,499,999	1	0	N/A	2	2	0.0
3,500,000-3,749,999	4	7	-42.9	9	8	12.5	3,500,000-3,749,999	1	1	0.0	3	4	-25.0
3,750,000-3,999,999	16	12	33.3	18	16	12.5	3,750,000-3,999,999	0	0	0.0	5	4	25.0
4,000,000-4,249,999	0	1	-100.0	0	1	-100.0	4,000,000-4,249,999	0	0	0.0	0	1	-100.0
4,250,000-4,499,999	4	6	-33.3	7	7	0.0	4,250,000-4,499,999	2	1	100.0	3	1	200.0
4,500,000-4,749,999	5	3	66.7	6	4	50.0	4,500,000-4,749,999	0	1	-100.0	3	2	50.0
4,750,000-4,999,999	5	7	-28.6	7	7	0.0	4,750,000-4,999,999	1	0	N/A	1	2	-50.0
5,000,000+	37	35	5.7	49	41	19.5	5,000,000+	1	1	0.0	15	10	50.0
Totals	2821	3145	-10.3	6124	6284	-2.5	Totals	1108	1106	0.2	3624	3673	-1.3

All information is subject to change, is deemed reliable but is not guaranteed, and should be independently verified. The information being provided is for consumers' personal, non-commercial use and may not be used for any other purpose other than to identify prospective properties consumers may be interested in purchasing. © 2018 Montana Regional MLS, LLC and FBS. All Rights Reserved. Prepared by Casey Robinson, SFR, CRS, BRA, GRI on Monday, June 04, 2018 9:19 AM.