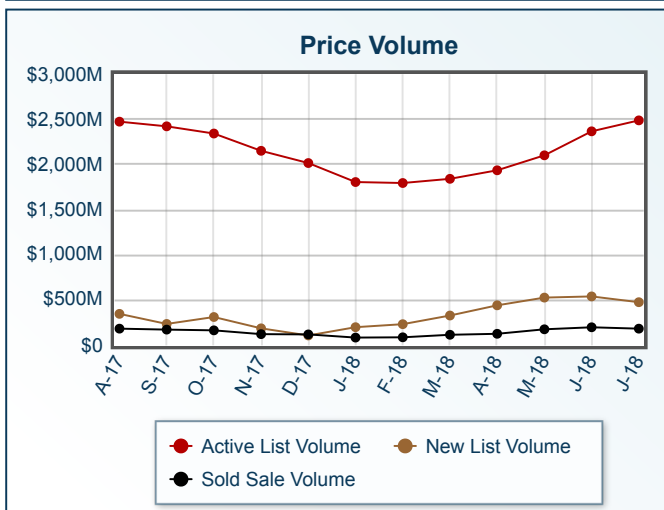
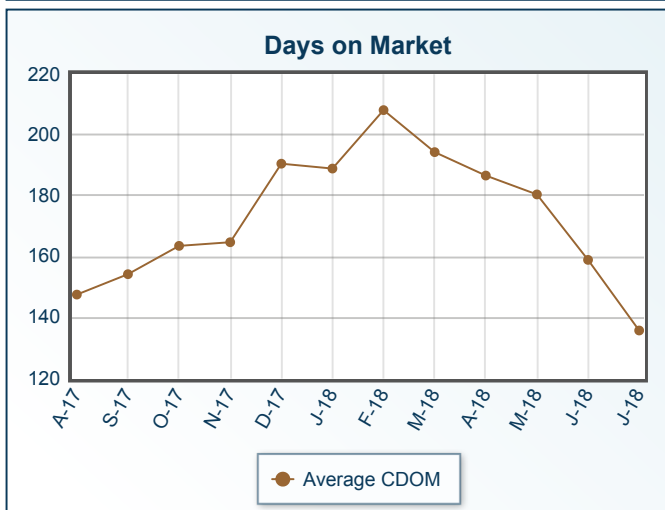
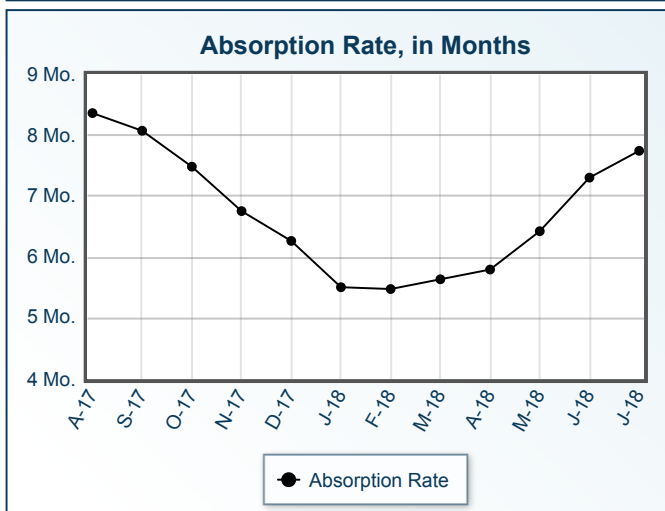
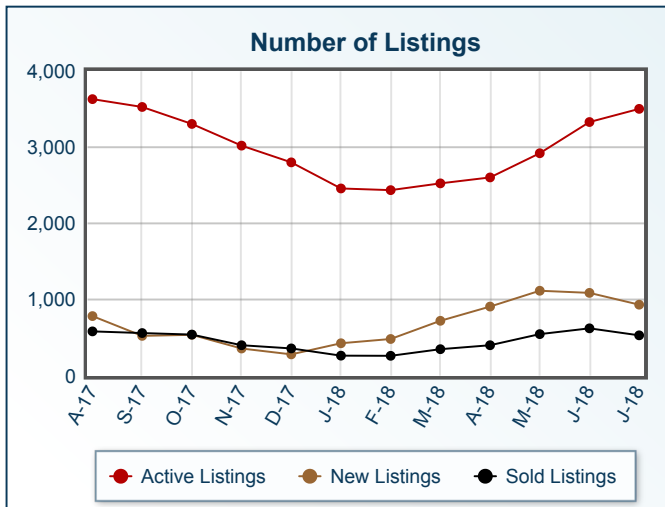


Market Summary

Residential, July 2018



Summary Statistics						
	Jul-18	Jul-17	% Chg	2018 YTD	2017 YTD	% Chg
Absorption Rate	7.75	8.31	-6.74	6.27	7.19	-12.80
Average List Price	\$709,975	\$672,173	5.62	\$559,655	\$518,503	7.94
Median List Price	\$399,997	\$379,000	5.54	\$345,000	\$319,900	7.85
Average Sale Price	\$349,415	\$314,587	11.07	\$331,899	\$306,068	8.44
Median Sale Price	\$284,900	\$267,858	6.36	\$279,700	\$260,000	7.58
Average CDOM	135	154	-12.34	173	175	-1.14
Median CDOM	66	70	-5.71	85	87	-2.30

	Sold Listings						Pending Listings					
	This Month			Year to Date			This Month			Year to Date		
	2018	2017	% Chg	2018	2017	% Chg	2018	2017	% Chg	2018	2017	% Chg
0-99,999	17	35	-51.4	111	174	-36.2	11	17	-35.3	102	173	-41.0
100,000-149,999	31	32	-3.1	181	222	-18.5	38	34	11.8	196	236	-16.9
150,000-199,999	54	64	-15.6	308	390	-21.0	57	61	-6.6	345	474	-27.2
200,000-249,999	88	96	-8.3	537	545	-1.5	78	105	-25.7	601	609	-1.3
250,000-299,999	97	117	-17.1	546	541	0.9	110	109	0.9	644	656	-1.8
300,000-349,999	60	65	-7.7	355	319	11.3	76	74	2.7	419	349	20.1
350,000-399,999	61	49	24.5	319	234	36.3	60	59	1.7	370	323	14.6
400,000-449,999	40	28	42.9	165	131	26.0	45	26	73.1	201	151	33.1
450,000-499,999	21	12	75.0	118	90	31.1	33	19	73.7	156	113	38.1
500,000-549,999	13	9	44.4	70	56	25.0	21	5	320.0	87	58	50.0
550,000-599,999	8	10	-20.0	63	47	34.0	12	9	33.3	78	70	11.4
600,000-649,999	5	5	0.0	36	24	50.0	7	2	250.0	32	38	-15.8
650,000-699,999	6	5	20.0	33	25	32.0	12	7	71.4	49	31	58.1
700,000-749,999	4	2	100.0	20	22	-9.1	2	1	100.0	17	19	-10.5
750,000-799,999	7	4	75.0	21	18	16.7	10	5	100.0	31	21	47.6
800,000-849,999	2	1	100.0	9	7	28.6	0	0	0.0	6	7	-14.3
850,000-899,999	2	5	-60.0	7	14	-50.0	2	2	0.0	10	20	-50.0
900,000-949,999	0	3	-100.0	5	7	-28.6	0	2	-100.0	2	6	-66.7
950,000-999,999	1	1	0.0	9	5	80.0	3	1	200.0	13	11	18.2
1,000,000-1,099,999	3	1	200.0	6	6	0.0	0	1	-100.0	7	2	250.0
1,100,000-1,199,999	2	2	0.0	6	6	0.0	2	1	100.0	11	7	57.1
1,200,000-1,299,999	1	1	0.0	6	8	-25.0	1	2	-50.0	8	7	14.3
1,300,000-1,399,999	1	0	N/A	9	5	80.0	1	1	0.0	5	4	25.0
1,400,000-1,499,999	0	0	0.0	2	2	0.0	2	1	100.0	8	5	60.0
1,500,000-1,599,999	2	1	100.0	4	2	100.0	1	0	N/A	5	3	66.7
1,600,000-1,699,999	2	0	N/A	6	3	100.0	1	0	N/A	5	4	25.0
1,700,000-1,799,999	0	1	-100.0	4	1	300.0	0	0	0.0	3	1	200.0
1,800,000-1,899,999	1	0	N/A	4	0	N/A	0	0	0.0	1	1	0.0
1,900,000-1,999,999	0	0	0.0	0	2	-100.0	0	1	-100.0	6	3	100.0
2,000,000-2,249,999	0	1	-100.0	5	3	66.7	1	2	-50.0	1	5	-80.0
2,250,000-2,499,999	0	1	-100.0	0	4	-100.0	1	1	0.0	5	2	150.0
2,500,000-2,749,999	0	1	-100.0	3	2	50.0	0	0	0.0	0	1	-100.0
2,750,000-2,999,999	0	0	0.0	0	1	-100.0	1	1	0.0	3	5	-40.0
3,000,000-3,249,999	0	0	0.0	0	1	-100.0	0	0	0.0	1	1	0.0
3,250,000-3,499,999	0	0	0.0	0	0	0.0	0	0	0.0	1	0	N/A
3,500,000-3,749,999	0	0	0.0	0	0	0.0	0	0	0.0	0	0	0.0
3,750,000-3,999,999	0	0	0.0	0	0	0.0	1	0	N/A	2	1	100.0
4,000,000-4,249,999	0	0	0.0	0	0	0.0	0	0	0.0	0	0	0.0
4,250,000-4,499,999	0	0	0.0	0	0	0.0	0	0	0.0	0	0	0.0
4,500,000-4,749,999	0	0	0.0	1	0	N/A	1	0	N/A	1	0	N/A
4,750,000-4,999,999	0	0	0.0	0	1	-100.0	0	1	-100.0	0	1	-100.0
5,000,000+	1	0	N/A	1	0	N/A	0	0	0.0	2	0	N/A
Totals	530	552	-4.0	2970	2918	1.8	590	550	7.3	3434	3418	0.5

Active Listings	This Month			Year to Date			New Listings	This Month			Year to Date		
	2018	2017	% Chg	2018	2017	% Chg		2018	2017	% Chg	2018	2017	% Chg
	0-99,999	94	112	-16.1	236	336		-29.8	0-99,999	21	23	-8.7	135
100,000-149,999	155	169	-8.3	370	459	-19.4	100,000-149,999	40	56	-28.6	248	305	-18.7
150,000-199,999	192	255	-24.7	603	810	-25.6	150,000-199,999	64	85	-24.7	429	623	-31.1
200,000-249,999	286	376	-23.9	1026	1086	-5.5	200,000-249,999	132	114	15.8	786	848	-7.3
250,000-299,999	391	407	-3.9	1159	1197	-3.2	250,000-299,999	152	126	20.6	893	908	-1.7
300,000-349,999	301	307	-2.0	844	752	12.2	300,000-349,999	114	73	56.2	646	547	18.1
350,000-399,999	335	338	-0.9	833	804	3.6	350,000-399,999	94	88	6.8	619	560	10.5
400,000-449,999	220	196	12.2	506	411	23.1	400,000-449,999	57	48	18.8	364	294	23.8
450,000-499,999	206	198	4.0	435	374	16.3	450,000-499,999	49	38	28.9	292	247	18.2
500,000-549,999	117	105	11.4	245	206	18.9	500,000-549,999	31	15	106.7	167	131	27.5
550,000-599,999	185	165	12.1	315	290	8.6	550,000-599,999	27	18	50.0	209	181	15.5
600,000-649,999	85	70	21.4	150	143	4.9	600,000-649,999	16	11	45.5	99	78	26.9
650,000-699,999	115	113	1.8	203	202	0.5	650,000-699,999	21	22	-4.5	110	106	3.8
700,000-749,999	68	52	30.8	101	90	12.2	700,000-749,999	8	8	0.0	56	55	1.8
750,000-799,999	89	76	17.1	149	131	13.7	750,000-799,999	14	13	7.7	101	76	32.9
800,000-849,999	29	35	-17.1	58	53	9.4	800,000-849,999	5	6	-16.7	33	31	6.5
850,000-899,999	69	59	16.9	99	102	-2.9	850,000-899,999	13	10	30.0	60	60	0.0
900,000-949,999	23	23	0.0	37	37	0.0	900,000-949,999	4	8	-50.0	19	27	-29.6
950,000-999,999	63	59	6.8	103	94	9.6	950,000-999,999	10	11	-9.1	60	48	25.0
1,000,000-1,099,999	8	12	-33.3	22	15	46.7	1,000,000-1,099,999	0	1	-100.0	10	10	0.0
1,100,000-1,199,999	52	37	40.5	80	55	45.5	1,100,000-1,199,999	8	3	166.7	47	31	51.6
1,200,000-1,299,999	44	54	-18.5	67	75	-10.7	1,200,000-1,299,999	8	3	166.7	31	36	-13.9
1,300,000-1,399,999	40	28	42.9	58	46	26.1	1,300,000-1,399,999	6	2	200.0	30	23	30.4
1,400,000-1,499,999	29	24	20.8	43	41	4.9	1,400,000-1,499,999	5	3	66.7	18	14	28.6
1,500,000-1,599,999	30	34	-11.8	44	44	0.0	1,500,000-1,599,999	4	0	N/A	17	18	-5.6
1,600,000-1,699,999	19	29	-34.5	37	43	-14.0	1,600,000-1,699,999	4	1	300.0	13	20	-35.0
1,700,000-1,799,999	22	22	0.0	32	28	14.3	1,700,000-1,799,999	3	3	0.0	14	15	-6.7
1,800,000-1,899,999	24	22	9.1	33	37	-10.8	1,800,000-1,899,999	5	4	25.0	19	14	35.7
1,900,000-1,999,999	24	33	-27.3	43	45	-4.4	1,900,000-1,999,999	2	4	-50.0	20	22	-9.1
2,000,000-2,249,999	26	16	62.5	32	24	33.3	2,000,000-2,249,999	2	3	-33.3	17	13	30.8
2,250,000-2,499,999	26	26	0.0	44	35	25.7	2,250,000-2,499,999	1	3	-66.7	22	16	37.5
2,500,000-2,749,999	17	10	70.0	20	13	53.8	2,500,000-2,749,999	1	1	0.0	15	6	150.0
2,750,000-2,999,999	28	27	3.7	39	40	-2.5	2,750,000-2,999,999	3	2	50.0	17	16	6.3
3,000,000-3,249,999	4	6	-33.3	8	7	14.3	3,000,000-3,249,999	1	0	N/A	4	3	33.3
3,250,000-3,499,999	10	11	-9.1	13	13	0.0	3,250,000-3,499,999	1	0	N/A	5	4	25.0
3,500,000-3,749,999	5	7	-28.6	9	9	0.0	3,500,000-3,749,999	0	1	-100.0	3	4	-25.0
3,750,000-3,999,999	16	13	23.1	20	18	11.1	3,750,000-3,999,999	1	2	-50.0	8	5	60.0
4,000,000-4,249,999	2	0	N/A	2	1	100.0	4,000,000-4,249,999	0	0	0.0	2	1	100.0
4,250,000-4,499,999	5	8	-37.5	8	9	-11.1	4,250,000-4,499,999	0	0	0.0	3	4	-25.0
4,500,000-4,749,999	3	3	0.0	5	3	66.7	4,500,000-4,749,999	0	0	0.0	3	2	50.0
4,750,000-4,999,999	4	3	33.3	6	7	-14.3	4,750,000-4,999,999	0	1	-100.0	1	2	-50.0
5,000,000+	45	38	18.4	62	46	34.8	5,000,000+	6	2	200.0	29	15	93.3
Totals	3506	3578	-2.0	8199	8231	-0.4	Totals	933	812	14.9	5674	5618	1.0

All information is subject to change, is deemed reliable but is not guaranteed, and should be independently verified. The information being provided is for consumers' personal, non-commercial use and may not be used for any other purpose other than to identify prospective properties consumers may be interested in purchasing. © 2018 Montana Regional MLS, LLC and FBS. All Rights Reserved. Prepared by Casey Robinson, SFR,CRS,BRA,GRI on Wednesday, October 17, 2018 10:35 AM.