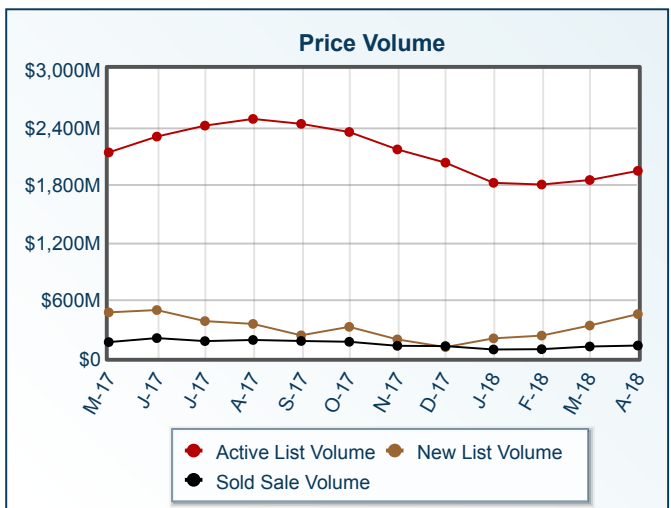
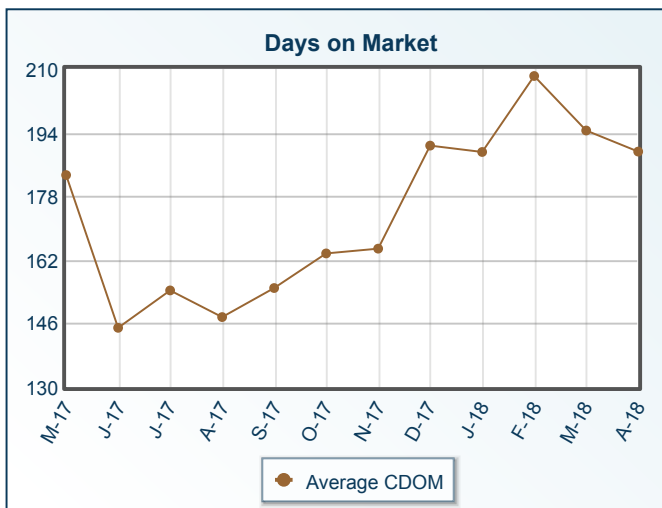
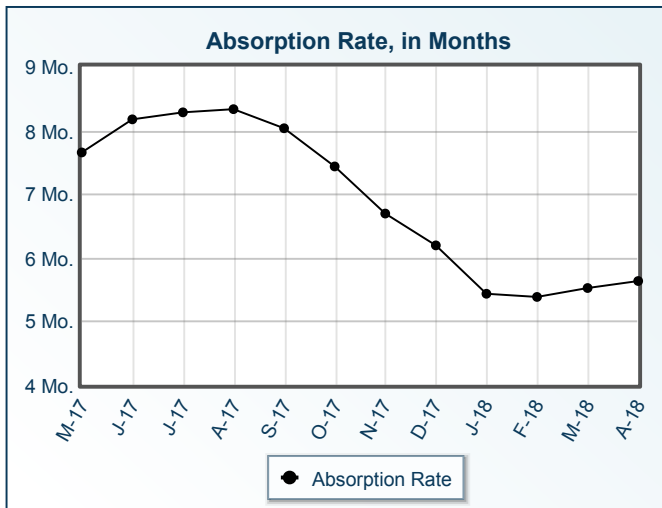
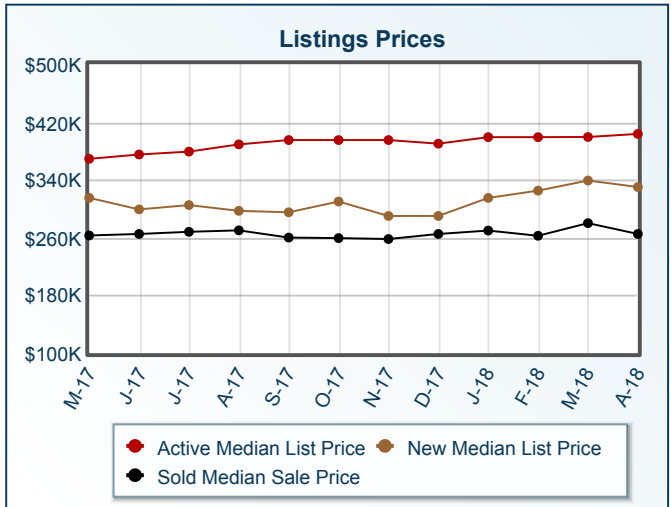
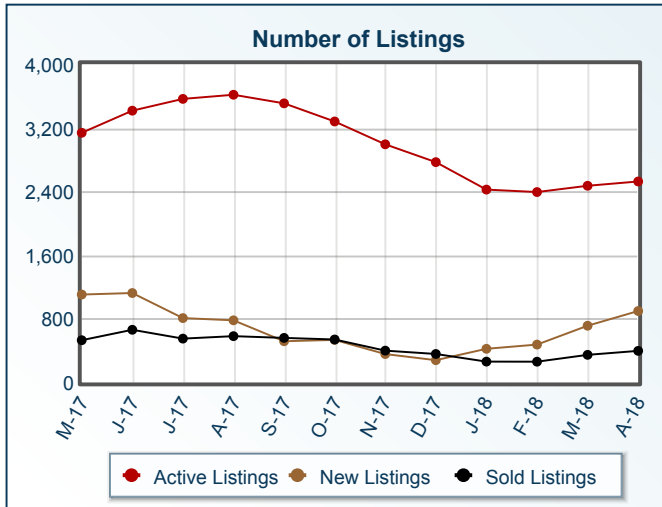


Market Summary

Residential, April 2018



Summary Statistics						
	Apr-18	Apr-17	% Chg	2018 YTD	2017 YTD	% Chg
Absorption Rate	5.63	6.78	-16.96	5.49	6.54	-16.06
Average List Price	\$768,349	\$685,175	12.14	\$612,230	\$565,001	8.36
Median List Price	\$403,500	\$365,000	10.55	\$352,000	\$328,250	7.24
Average Sale Price	\$320,611	\$292,189	9.73	\$331,869	\$299,870	10.67
Median Sale Price	\$265,000	\$254,500	4.13	\$269,900	\$250,000	7.96
Average CDOM	189	190	-0.53	194	199	-2.51
Median CDOM	92	103	-10.68	123	133	-7.52

	Sold Listings						Pending Listings					
	This Month			Year to Date			This Month			Year to Date		
	2018	2017	% Chg	2018	2017	% Chg	2018	2017	% Chg	2018	2017	% Chg
0-99,999	18	19	-5.3	55	76	-27.6	16	20	-20.0	57	81	-29.6
100,000-149,999	28	33	-15.2	92	104	-11.5	29	41	-29.3	99	126	-21.4
150,000-199,999	49	43	14.0	146	156	-6.4	45	85	-47.1	173	227	-23.8
200,000-249,999	80	64	25.0	244	237	3.0	111	107	3.7	329	305	7.9
250,000-299,999	58	55	5.5	216	193	11.9	121	105	15.2	343	294	16.7
300,000-349,999	44	42	4.8	141	132	6.8	77	52	48.1	213	152	40.1
350,000-399,999	39	24	62.5	116	84	38.1	63	42	50.0	177	134	32.1
400,000-449,999	22	14	57.1	70	46	52.2	23	21	9.5	94	71	32.4
450,000-499,999	16	14	14.3	46	37	24.3	18	17	5.9	74	56	32.1
500,000-549,999	4	8	-50.0	22	24	-8.3	19	7	171.4	41	31	32.3
550,000-599,999	17	3	466.7	32	13	146.2	16	14	14.3	38	32	18.8
600,000-649,999	3	3	0.0	14	12	16.7	4	6	-33.3	18	22	-18.2
650,000-699,999	3	2	50.0	14	9	55.6	6	4	50.0	20	15	33.3
700,000-749,999	4	2	100.0	7	12	-41.7	2	2	0.0	8	12	-33.3
750,000-799,999	1	0	N/A	5	3	66.7	3	5	-40.0	10	11	-9.1
800,000-849,999	0	1	-100.0	3	4	-25.0	3	1	200.0	5	3	66.7
850,000-899,999	0	2	-100.0	3	7	-57.1	3	1	200.0	6	9	-33.3
900,000-949,999	2	0	N/A	4	3	33.3	0	0	0.0	1	1	0.0
950,000-999,999	2	1	100.0	4	4	0.0	2	2	0.0	6	5	20.0
1,000,000-1,099,999	0	1	-100.0	1	2	-50.0	0	0	0.0	5	0	N/A
1,100,000-1,199,999	2	0	N/A	3	2	50.0	1	3	-66.7	4	4	0.0
1,200,000-1,299,999	1	1	0.0	3	3	0.0	1	1	0.0	5	3	66.7
1,300,000-1,399,999	1	1	0.0	6	4	50.0	0	1	-100.0	2	3	-33.3
1,400,000-1,499,999	0	0	0.0	2	0	N/A	2	0	N/A	6	1	500.0
1,500,000-1,599,999	0	0	0.0	2	1	100.0	1	0	N/A	1	0	N/A
1,600,000-1,699,999	1	0	N/A	4	2	100.0	0	1	-100.0	1	3	-66.7
1,700,000-1,799,999	0	0	0.0	3	0	N/A	0	0	0.0	0	0	0.0
1,800,000-1,899,999	0	0	0.0	2	0	N/A	0	0	0.0	1	1	0.0
1,900,000-1,999,999	0	0	0.0	0	0	0.0	1	0	N/A	5	0	N/A
2,000,000-2,249,999	1	0	N/A	4	0	N/A	0	1	-100.0	0	1	-100.0
2,250,000-2,499,999	0	1	-100.0	0	1	-100.0	3	0	N/A	4	0	N/A
2,500,000-2,749,999	1	0	N/A	2	0	N/A	0	1	-100.0	0	1	-100.0
2,750,000-2,999,999	0	0	0.0	0	0	0.0	1	0	N/A	2	0	N/A
3,000,000-3,249,999	0	0	0.0	0	1	-100.0	0	0	0.0	0	0	0.0
3,250,000-3,499,999	0	0	0.0	0	0	0.0	0	0	0.0	0	0	0.0
3,500,000-3,749,999	0	0	0.0	0	0	0.0	0	0	0.0	0	0	0.0
3,750,000-3,999,999	0	0	0.0	0	0	0.0	0	0	0.0	0	1	-100.0
4,000,000-4,249,999	0	0	0.0	0	0	0.0	0	0	0.0	0	0	0.0
4,250,000-4,499,999	0	0	0.0	0	0	0.0	0	0	0.0	0	0	0.0
4,500,000-4,749,999	0	0	0.0	1	0	N/A	0	0	0.0	0	0	0.0
4,750,000-4,999,999	0	0	0.0	0	1	-100.0	0	0	0.0	0	0	0.0
5,000,000+	0	0	0.0	0	0	0.0	0	0	0.0	1	0	N/A
Totals	397	334	18.9	1267	1173	8.0	571	540	5.7	1749	1605	9.0

Active Listings	This Month			Year to Date			New Listings	This Month			Year to Date		
	2018	2017	% Chg	2018	2017	% Chg		2018	2017	% Chg	2018	2017	% Chg
	0-99,999	79	134	-41.0	154	241		-36.1	0-99,999	15	26	-42.3	64
100,000-149,999	109	146	-25.3	223	293	-23.9	100,000-149,999	38	46	-17.4	110	138	-20.3
150,000-199,999	144	220	-34.5	366	499	-26.7	150,000-199,999	79	110	-28.2	195	311	-37.3
200,000-249,999	194	264	-26.5	593	627	-5.4	200,000-249,999	112	135	-17.0	352	389	-9.5
250,000-299,999	244	318	-23.3	654	709	-7.8	250,000-299,999	147	158	-7.0	394	421	-6.4
300,000-349,999	218	259	-15.8	473	459	3.1	300,000-349,999	95	97	-2.1	274	255	7.5
350,000-399,999	270	281	-3.9	518	491	5.5	350,000-399,999	99	80	23.8	299	246	21.5
400,000-449,999	131	144	-9.0	284	244	16.4	400,000-449,999	52	42	23.8	151	128	18.0
450,000-499,999	135	142	-4.9	266	241	10.4	450,000-499,999	54	37	45.9	126	113	11.5
500,000-549,999	81	70	15.7	154	137	12.4	500,000-549,999	32	26	23.1	76	63	20.6
550,000-599,999	131	122	7.4	209	189	10.6	550,000-599,999	42	28	50.0	103	80	28.8
600,000-649,999	68	54	25.9	104	104	0.0	600,000-649,999	20	19	5.3	48	37	29.7
650,000-699,999	90	85	5.9	130	127	2.4	650,000-699,999	13	16	-18.7	40	33	21.2
700,000-749,999	37	29	27.6	56	57	-1.8	700,000-749,999	10	9	11.1	23	25	-8.0
750,000-799,999	66	53	24.5	95	82	15.9	750,000-799,999	14	13	7.7	40	24	66.7
800,000-849,999	29	24	20.8	42	35	20.0	800,000-849,999	4	6	-33.3	12	13	-7.7
850,000-899,999	39	43	-9.3	54	68	-20.6	850,000-899,999	4	10	-60.0	20	26	-23.1
900,000-949,999	14	12	16.7	21	18	16.7	900,000-949,999	0	4	-100.0	3	8	-62.5
950,000-999,999	47	41	14.6	62	64	-3.1	950,000-999,999	6	9	-33.3	20	19	5.3
1,000,000-1,099,999	9	10	-10.0	21	14	50.0	1,000,000-1,099,999	4	5	-20.0	6	8	-25.0
1,100,000-1,199,999	36	24	50.0	54	39	38.5	1,100,000-1,199,999	8	7	14.3	19	15	26.7
1,200,000-1,299,999	40	38	5.3	52	56	-7.1	1,200,000-1,299,999	5	10	-50.0	15	17	-11.8
1,300,000-1,399,999	25	20	25.0	37	31	19.4	1,300,000-1,399,999	6	4	50.0	12	9	33.3
1,400,000-1,499,999	28	22	27.3	36	33	9.1	1,400,000-1,499,999	2	2	0.0	11	5	120.0
1,500,000-1,599,999	25	25	0.0	30	32	-6.2	1,500,000-1,599,999	3	2	50.0	7	7	0.0
1,600,000-1,699,999	21	25	-16.0	30	32	-6.2	1,600,000-1,699,999	3	3	0.0	7	9	-22.2
1,700,000-1,799,999	21	19	10.5	23	21	9.5	1,700,000-1,799,999	1	4	-75.0	5	6	-16.7
1,800,000-1,899,999	18	21	-14.3	23	27	-14.8	1,800,000-1,899,999	0	1	-100.0	8	4	100.0
1,900,000-1,999,999	20	26	-23.1	35	31	12.9	1,900,000-1,999,999	4	3	33.3	9	8	12.5
2,000,000-2,249,999	19	14	35.7	21	17	23.5	2,000,000-2,249,999	4	4	0.0	8	6	33.3
2,250,000-2,499,999	24	21	14.3	37	27	37.0	2,250,000-2,499,999	6	2	200.0	11	7	57.1
2,500,000-2,749,999	11	7	57.1	11	7	57.1	2,500,000-2,749,999	3	0	N/A	6	0	N/A
2,750,000-2,999,999	21	26	-19.2	29	32	-9.4	2,750,000-2,999,999	1	2	-50.0	6	8	-25.0
3,000,000-3,249,999	6	5	20.0	8	5	60.0	3,000,000-3,249,999	2	1	100.0	4	1	300.0
3,250,000-3,499,999	4	9	-55.6	6	11	-45.5	3,250,000-3,499,999	0	1	-100.0	1	2	-50.0
3,500,000-3,749,999	5	6	-16.7	9	7	28.6	3,500,000-3,749,999	0	1	-100.0	2	3	-33.3
3,750,000-3,999,999	17	12	41.7	18	16	12.5	3,750,000-3,999,999	3	3	0.0	5	4	25.0
4,000,000-4,249,999	0	1	-100.0	0	1	-100.0	4,000,000-4,249,999	0	0	0.0	0	1	-100.0
4,250,000-4,499,999	3	5	-40.0	5	6	-16.7	4,250,000-4,499,999	0	0	0.0	1	0	N/A
4,500,000-4,749,999	5	2	150.0	6	3	100.0	4,500,000-4,749,999	1	1	0.0	3	1	200.0
4,750,000-4,999,999	5	6	-16.7	6	7	-14.3	4,750,000-4,999,999	0	1	-100.0	0	2	-100.0
5,000,000+	37	33	12.1	48	40	20.0	5,000,000+	6	3	100.0	14	9	55.6
Totals	2526	2818	-10.4	5003	5180	-3.4	Totals	898	931	-3.5	2510	2568	-2.3

All information is subject to change, is deemed reliable but is not guaranteed, and should be independently verified. The information being provided is for consumers' personal, non-commercial use and may not be used for any other purpose other than to identify prospective properties consumers may be interested in purchasing. © 2018 Montana Regional MLS, LLC and FBS. All Rights Reserved. Prepared by Casey Robinson, SFR, CRS, BRA, GRI on Monday, May 14, 2018 9:48 AM.