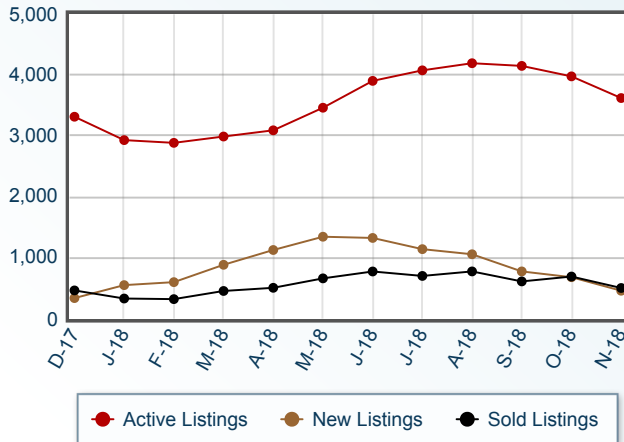


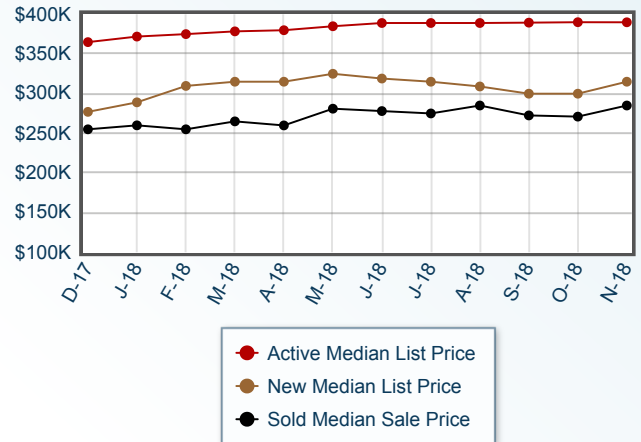
Market Summary

Residential, November 2018

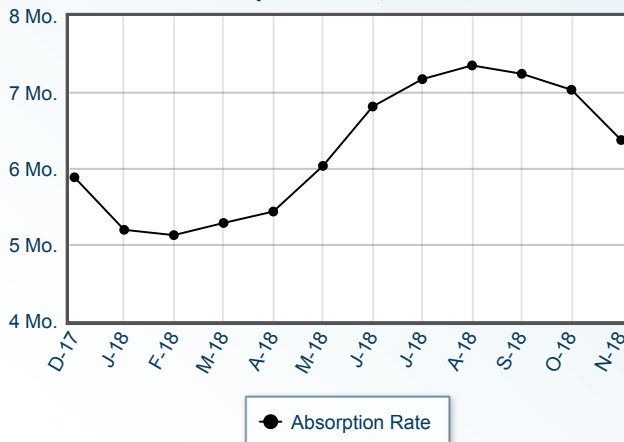
Number of Listings



Listings Prices



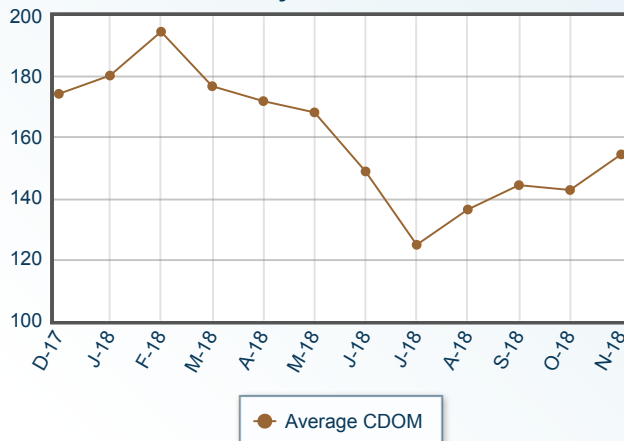
Absorption Rate, in Months



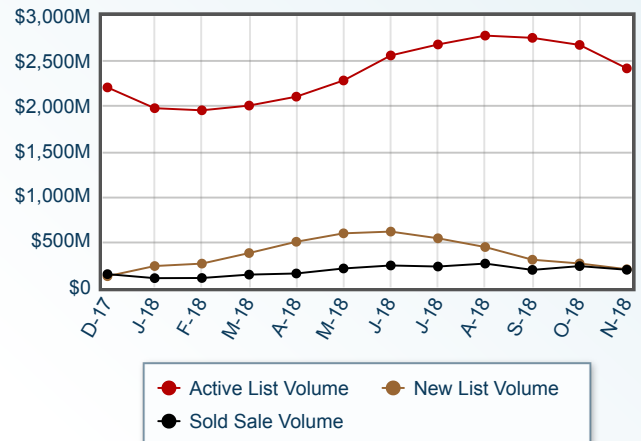
Sold to List Ratio



Days on Market



Price Volume



Summary Statistics						
	Nov-18	Nov-17	% Chg	2018 YTD	2017 YTD	% Chg
Absorption Rate	6.38	6.36	0.31	6.28	6.94	-9.51
Average List Price	\$668,511	\$659,489	1.37	\$492,079	\$475,976	3.38
Median List Price	\$389,900	\$365,000	6.82	\$324,000	\$299,000	8.36
Average Sale Price	\$386,924	\$301,536	28.32	\$327,069	\$296,185	10.43
Median Sale Price	\$285,000	\$254,250	12.09	\$275,000	\$255,000	7.84
Average CDOM	154	154	0.00	154	157	-1.91
Median CDOM	106	106	0.00	84	88	-4.55

	Sold Listings						Pending Listings					
	This Month			Year to Date			This Month			Year to Date		
	2018	2017	% Chg	2018	2017	% Chg	2018	2017	% Chg	2018	2017	% Chg
0-99,999	16	28	-42.9	289	367	-21.3	16	28	-42.9	261	354	-26.3
100,000-149,999	28	43	-34.9	398	494	-19.4	24	24	0.0	388	467	-16.9
150,000-199,999	52	60	-13.3	693	861	-19.5	42	56	-25.0	722	906	-20.3
200,000-249,999	86	120	-28.3	1173	1287	-8.9	62	92	-32.6	1182	1259	-6.1
250,000-299,999	96	93	3.2	1159	1153	0.5	73	55	32.7	1191	1232	-3.3
300,000-349,999	55	46	19.6	780	665	17.3	66	34	94.1	830	655	26.7
350,000-399,999	49	40	22.5	591	531	11.3	50	32	56.3	659	601	9.7
400,000-449,999	30	29	3.4	353	274	28.8	27	18	50.0	354	293	20.8
450,000-499,999	20	15	33.3	242	174	39.1	22	14	57.1	284	210	35.2
500,000-549,999	9	10	-10.0	146	105	39.0	10	5	100.0	152	101	50.5
550,000-599,999	12	9	33.3	117	96	21.9	8	12	-33.3	139	128	8.6
600,000-649,999	6	3	100.0	71	49	44.9	8	2	300.0	59	60	-1.7
650,000-699,999	10	3	233.3	73	42	73.8	5	8	-37.5	97	58	67.2
700,000-749,999	6	1	500.0	33	35	-5.7	3	1	200.0	32	32	0.0
750,000-799,999	5	2	150.0	39	26	50.0	7	4	75.0	58	36	61.1
800,000-849,999	4	4	0.0	15	18	-16.7	2	0	N/A	11	12	-8.3
850,000-899,999	0	0	0.0	16	20	-20.0	5	3	66.7	23	33	-30.3
900,000-949,999	1	2	-50.0	12	19	-36.8	0	2	-100.0	7	9	-22.2
950,000-999,999	0	0	0.0	12	8	50.0	2	0	N/A	22	23	-4.3
1,000,000-1,099,999	2	1	100.0	18	9	100.0	0	0	0.0	10	4	150.0
1,100,000-1,199,999	4	1	300.0	13	11	18.2	4	0	N/A	24	9	166.7
1,200,000-1,299,999	1	3	-66.7	14	14	0.0	0	0	0.0	12	14	-14.3
1,300,000-1,399,999	2	1	100.0	16	7	128.6	3	0	N/A	12	7	71.4
1,400,000-1,499,999	3	0	N/A	5	4	25.0	0	2	-100.0	13	11	18.2
1,500,000-1,599,999	2	1	100.0	9	3	200.0	1	0	N/A	10	5	100.0
1,600,000-1,699,999	0	0	0.0	9	3	200.0	0	0	0.0	11	5	120.0
1,700,000-1,799,999	0	1	-100.0	5	2	150.0	0	0	0.0	5	2	150.0
1,800,000-1,899,999	0	0	0.0	6	2	200.0	0	0	0.0	5	4	25.0
1,900,000-1,999,999	0	1	-100.0	0	3	-100.0	2	1	100.0	9	8	12.5
2,000,000-2,249,999	1	0	N/A	9	4	125.0	0	0	0.0	2	8	-75.0
2,250,000-2,499,999	0	1	-100.0	4	6	-33.3	0	0	0.0	8	2	300.0
2,500,000-2,749,999	0	0	0.0	5	2	150.0	1	1	0.0	3	3	0.0
2,750,000-2,999,999	0	0	0.0	1	1	0.0	0	0	0.0	7	7	0.0
3,000,000-3,249,999	0	0	0.0	1	1	0.0	0	0	0.0	1	2	-50.0
3,250,000-3,499,999	2	0	N/A	2	0	N/A	0	0	0.0	2	0	N/A
3,500,000-3,749,999	0	0	0.0	1	0	N/A	0	1	-100.0	0	1	-100.0
3,750,000-3,999,999	0	0	0.0	1	1	0.0	1	0	N/A	6	1	500.0
4,000,000-4,249,999	0	0	0.0	0	0	0.0	0	0	0.0	0	0	0.0
4,250,000-4,499,999	0	0	0.0	0	0	0.0	1	0	N/A	1	1	0.0
4,500,000-4,749,999	0	0	0.0	1	1	0.0	0	0	0.0	2	0	N/A
4,750,000-4,999,999	0	0	0.0	1	1	0.0	0	0	0.0	0	1	-100.0
5,000,000+	2	0	N/A	3	2	50.0	4	0	N/A	8	2	300.0
Totals	504	518	-2.7	6336	6301	0.6	449	395	13.7	6622	6566	0.9

Active Listings	This Month			Year to Date			New Listings	This Month			Year to Date		
	2018	2017	% Chg	2018	2017	% Chg		2018	2017	% Chg	2018	2017	% Chg
	0-99,999	113	148	-23.6	467	612		-23.7	0-99,999	15	21	-28.6	334
100,000-149,999	169	179	-5.6	647	775	-16.5	100,000-149,999	20	37	-45.9	488	578	-15.6
150,000-199,999	214	261	-18.0	1108	1365	-18.8	150,000-199,999	47	55	-14.5	879	1124	-21.8
200,000-249,999	328	377	-13.0	1798	1893	-5.0	200,000-249,999	67	76	-11.8	1493	1584	-5.7
250,000-299,999	411	408	0.7	1917	1949	-1.6	250,000-299,999	71	71	0.0	1583	1573	0.6
300,000-349,999	337	320	5.3	1415	1218	16.2	300,000-349,999	55	48	14.6	1158	965	20.0
350,000-399,999	347	312	11.2	1292	1208	7.0	350,000-399,999	53	33	60.6	1039	914	13.7
400,000-449,999	243	190	27.9	770	612	25.8	400,000-449,999	17	25	-32.0	606	470	28.9
450,000-499,999	203	202	0.5	653	552	18.3	450,000-499,999	13	19	-31.6	485	401	20.9
500,000-549,999	115	109	5.5	350	302	15.9	500,000-549,999	8	7	14.3	267	204	30.9
550,000-599,999	166	133	24.8	434	378	14.8	550,000-599,999	24	10	140.0	324	250	29.6
600,000-649,999	86	67	28.4	208	193	7.8	600,000-649,999	10	5	100.0	148	120	23.3
650,000-699,999	91	125	-27.2	280	263	6.5	650,000-699,999	11	5	120.0	176	154	14.3
700,000-749,999	61	55	10.9	130	130	0.0	700,000-749,999	5	4	25.0	83	90	-7.8
750,000-799,999	78	73	6.8	190	167	13.8	750,000-799,999	4	5	-20.0	136	105	29.5
800,000-849,999	36	35	2.9	74	70	5.7	800,000-849,999	4	1	300.0	49	46	6.5
850,000-899,999	73	50	46.0	131	135	-3.0	850,000-899,999	3	7	-57.1	90	87	3.4
900,000-949,999	22	21	4.8	46	46	0.0	900,000-949,999	3	2	50.0	27	34	-20.6
950,000-999,999	62	53	17.0	129	115	12.2	950,000-999,999	3	1	200.0	84	62	35.5
1,000,000-1,099,999	7	14	-50.0	29	23	26.1	1,000,000-1,099,999	1	1	0.0	15	18	-16.7
1,100,000-1,199,999	33	36	-8.3	86	68	26.5	1,100,000-1,199,999	3	2	50.0	54	41	31.7
1,200,000-1,299,999	53	49	8.2	96	96	0.0	1,200,000-1,299,999	4	2	100.0	56	54	3.7
1,300,000-1,399,999	47	31	51.6	77	60	28.3	1,300,000-1,399,999	2	2	0.0	47	35	34.3
1,400,000-1,499,999	29	30	-3.3	54	59	-8.5	1,400,000-1,499,999	1	3	-66.7	29	30	-3.3
1,500,000-1,599,999	31	35	-11.4	56	56	0.0	1,500,000-1,599,999	1	2	-50.0	28	29	-3.4
1,600,000-1,699,999	21	27	-22.2	53	50	6.0	1,600,000-1,699,999	2	0	N/A	27	25	8.0
1,700,000-1,799,999	24	23	4.3	47	38	23.7	1,700,000-1,799,999	0	2	-100.0	24	23	4.3
1,800,000-1,899,999	22	17	29.4	37	41	-9.8	1,800,000-1,899,999	0	0	0.0	24	18	33.3
1,900,000-1,999,999	28	37	-24.3	60	61	-1.6	1,900,000-1,999,999	4	0	N/A	33	36	-8.3
2,000,000-2,249,999	24	17	41.2	35	31	12.9	2,000,000-2,249,999	3	2	50.0	21	20	5.0
2,250,000-2,499,999	27	28	-3.6	55	54	1.9	2,250,000-2,499,999	0	2	-100.0	30	34	-11.8
2,500,000-2,749,999	17	8	112.5	28	18	55.6	2,500,000-2,749,999	2	0	N/A	22	10	120.0
2,750,000-2,999,999	18	27	-33.3	44	48	-8.3	2,750,000-2,999,999	0	1	-100.0	21	21	0.0
3,000,000-3,249,999	6	5	20.0	10	10	0.0	3,000,000-3,249,999	0	0	0.0	6	6	0.0
3,250,000-3,499,999	13	11	18.2	17	18	-5.6	3,250,000-3,499,999	0	0	0.0	8	9	-11.1
3,500,000-3,749,999	5	5	0.0	10	11	-9.1	3,500,000-3,749,999	0	1	-100.0	4	6	-33.3
3,750,000-3,999,999	10	13	-23.1	21	21	0.0	3,750,000-3,999,999	0	0	0.0	10	8	25.0
4,000,000-4,249,999	2	0	N/A	3	2	50.0	4,000,000-4,249,999	1	0	N/A	3	2	50.0
4,250,000-4,499,999	6	5	20.0	9	10	-10.0	4,250,000-4,499,999	1	0	N/A	4	5	-20.0
4,500,000-4,749,999	4	4	0.0	8	5	60.0	4,500,000-4,749,999	0	0	0.0	5	3	66.7
4,750,000-4,999,999	4	6	-33.3	8	9	-11.1	4,750,000-4,999,999	1	0	N/A	3	4	-25.0
5,000,000+	38	36	5.6	62	58	6.9	5,000,000+	0	3	-100.0	29	28	3.6
Totals	3624	3582	1.2	12944	12830	0.9	Totals	459	455	0.9	9952	9670	2.9

All information is subject to change, is deemed reliable but is not guaranteed, and should be independently verified. The information being provided is for consumers' personal, non-commercial use and may not be used for any other purpose other than to identify prospective properties consumers may be interested in purchasing. © 2018 Montana Regional MLS, LLC and FBS. All Rights Reserved. Prepared by Casey Robinson, SFR, CRS, BRA, GRI on Wednesday, December 05, 2018 10:57 AM.