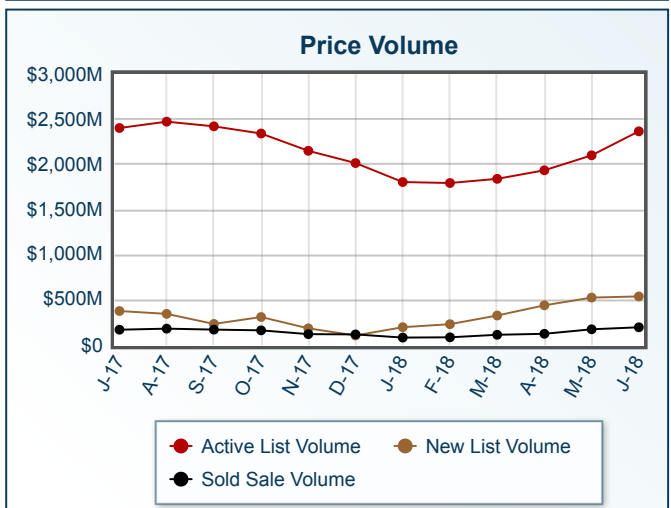
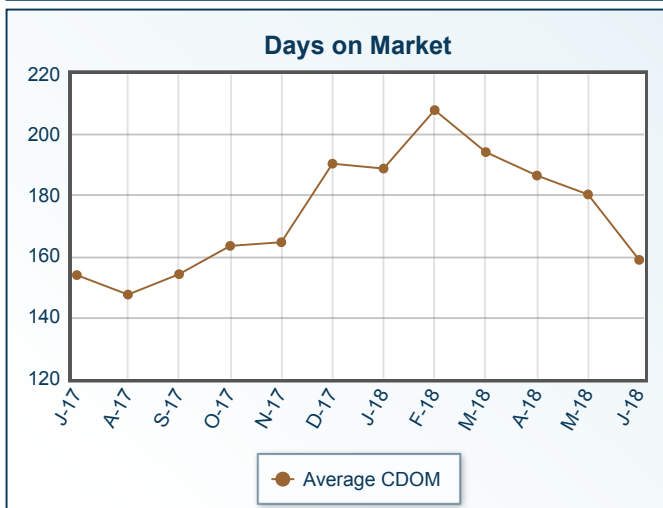
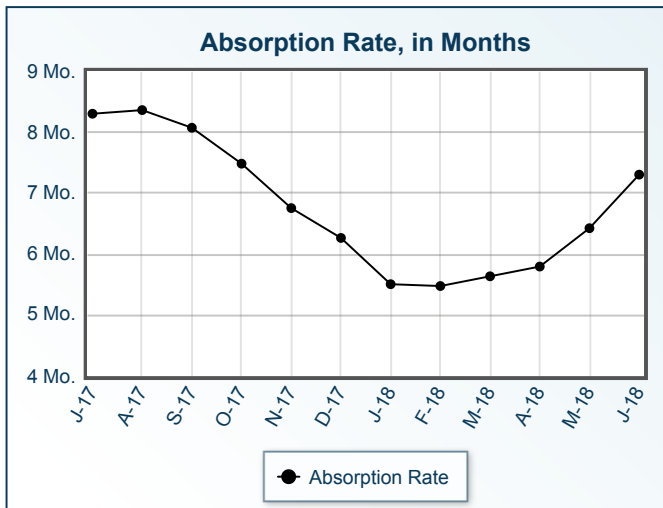
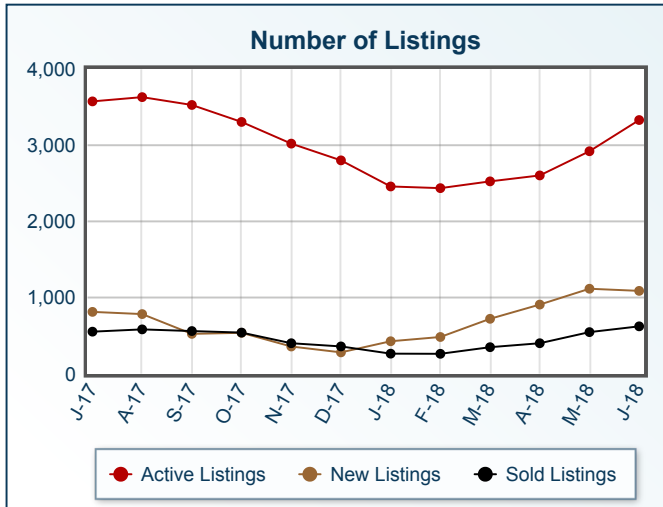


Market Summary

Residential, June 2018



Summary Statistics						
	Jun-18	Jun-17	% Chg	2018 YTD	2017 YTD	% Chg
Absorption Rate	7.31	8.21	-10.96	6.03	7.01	-13.98
Average List Price	\$710,482	\$667,779	6.39	\$565,761	\$523,998	7.97
Median List Price	\$409,000	\$375,000	9.07	\$349,000	\$320,000	9.06
Average Sale Price	\$322,235	\$309,249	4.20	\$328,095	\$304,080	7.90
Median Sale Price	\$285,450	\$265,000	7.72	\$278,000	\$258,200	7.67
Average CDOM	159	144	10.42	181	180	0.56
Median CDOM	70	65	7.69	93	92	1.09

	Sold Listings						Pending Listings					
	This Month			Year to Date			This Month			Year to Date		
	2018	2017	% Chg	2018	2017	% Chg	2018	2017	% Chg	2018	2017	% Chg
0-99,999	23	38	-39.5	94	139	-32.4	16	40	-60.0	91	156	-41.7
100,000-149,999	29	44	-34.1	150	190	-21.1	33	42	-21.4	158	202	-21.8
150,000-199,999	55	92	-40.2	254	326	-22.1	53	91	-41.8	288	413	-30.3
200,000-249,999	113	111	1.8	449	449	0.0	98	107	-8.4	523	504	3.8
250,000-299,999	123	140	-12.1	449	424	5.9	95	124	-23.4	534	547	-2.4
300,000-349,999	64	68	-5.9	295	254	16.1	67	70	-4.3	343	275	24.7
350,000-399,999	92	54	70.4	258	185	39.5	57	64	-10.9	310	264	17.4
400,000-449,999	30	33	-9.1	125	103	21.4	31	30	3.3	156	125	24.8
450,000-499,999	26	23	13.0	97	78	24.4	24	17	41.2	123	94	30.9
500,000-549,999	18	14	28.6	57	47	21.3	14	11	27.3	66	53	24.5
550,000-599,999	17	14	21.4	55	37	48.6	17	17	0.0	66	61	8.2
600,000-649,999	8	3	166.7	31	19	63.2	3	8	-62.5	25	36	-30.6
650,000-699,999	6	5	20.0	27	20	35.0	9	7	28.6	37	24	54.2
700,000-749,999	3	4	-25.0	16	20	-20.0	5	2	150.0	15	18	-16.7
750,000-799,999	6	5	20.0	14	14	0.0	3	3	0.0	21	16	31.3
800,000-849,999	0	1	-100.0	7	6	16.7	1	1	0.0	6	7	-14.3
850,000-899,999	1	0	N/A	5	9	-44.4	0	6	-100.0	8	18	-55.6
900,000-949,999	1	0	N/A	5	4	25.0	1	3	-66.7	2	4	-50.0
950,000-999,999	1	0	N/A	8	4	100.0	2	0	N/A	10	10	0.0
1,000,000-1,099,999	1	2	-50.0	3	5	-40.0	3	1	200.0	7	1	600.0
1,100,000-1,199,999	1	1	0.0	4	4	0.0	4	1	300.0	9	6	50.0
1,200,000-1,299,999	1	2	-50.0	5	7	-28.6	1	0	N/A	7	5	40.0
1,300,000-1,399,999	1	1	0.0	8	5	60.0	0	0	0.0	4	3	33.3
1,400,000-1,499,999	0	1	-100.0	2	2	0.0	0	1	-100.0	6	4	50.0
1,500,000-1,599,999	0	0	0.0	2	1	100.0	2	2	0.0	4	3	33.3
1,600,000-1,699,999	0	0	0.0	4	3	33.3	0	0	0.0	4	4	0.0
1,700,000-1,799,999	1	0	N/A	4	0	N/A	1	1	0.0	3	1	200.0
1,800,000-1,899,999	0	0	0.0	3	0	N/A	0	0	0.0	1	1	0.0
1,900,000-1,999,999	0	2	-100.0	0	2	-100.0	1	1	0.0	6	2	200.0
2,000,000-2,249,999	1	1	0.0	5	2	150.0	0	1	-100.0	0	3	-100.0
2,250,000-2,499,999	0	1	-100.0	0	3	-100.0	1	1	0.0	4	1	300.0
2,500,000-2,749,999	0	1	-100.0	3	1	200.0	0	0	0.0	0	1	-100.0
2,750,000-2,999,999	0	1	-100.0	0	1	-100.0	0	2	-100.0	2	4	-50.0
3,000,000-3,249,999	0	0	0.0	0	1	-100.0	1	1	0.0	1	1	0.0
3,250,000-3,499,999	0	0	0.0	0	0	0.0	1	0	N/A	1	0	N/A
3,500,000-3,749,999	0	0	0.0	0	0	0.0	0	0	0.0	0	0	0.0
3,750,000-3,999,999	0	0	0.0	0	0	0.0	1	0	N/A	1	1	0.0
4,000,000-4,249,999	0	0	0.0	0	0	0.0	0	0	0.0	0	0	0.0
4,250,000-4,499,999	0	0	0.0	0	0	0.0	0	0	0.0	0	0	0.0
4,500,000-4,749,999	0	0	0.0	1	0	N/A	0	0	0.0	0	0	0.0
4,750,000-4,999,999	0	0	0.0	0	1	-100.0	0	0	0.0	0	0	0.0
5,000,000+	0	0	0.0	0	0	0.0	0	0	0.0	2	0	N/A
Totals	622	662	-6.0	2440	2366	3.1	545	655	-16.8	2844	2868	-0.8

Active Listings	This Month			Year to Date			New Listings	This Month			Year to Date		
	2018	2017	% Chg	2018	2017	% Chg		2018	2017	% Chg	2018	2017	% Chg
	0-99,999	97	114	-14.9	215	313		-31.3	0-99,999	21	43	-51.2	114
100,000-149,999	143	156	-8.3	330	403	-18.1	100,000-149,999	48	60	-20.0	208	249	-16.5
150,000-199,999	198	245	-19.2	537	725	-25.9	150,000-199,999	83	95	-12.6	365	538	-32.2
200,000-249,999	248	344	-27.9	896	972	-7.8	200,000-249,999	153	190	-19.5	654	734	-10.9
250,000-299,999	354	387	-8.5	1007	1071	-6.0	250,000-299,999	169	191	-11.5	741	782	-5.2
300,000-349,999	285	323	-11.8	729	679	7.4	300,000-349,999	127	106	19.8	532	474	12.2
350,000-399,999	329	334	-1.5	740	716	3.4	350,000-399,999	114	100	14.0	525	472	11.2
400,000-449,999	223	183	21.9	449	363	23.7	400,000-449,999	68	58	17.2	307	246	24.8
450,000-499,999	202	186	8.6	386	336	14.9	450,000-499,999	50	54	-7.4	243	209	16.3
500,000-549,999	109	92	18.5	214	191	12.0	500,000-549,999	35	26	34.6	136	116	17.2
550,000-599,999	176	167	5.4	288	272	5.9	550,000-599,999	42	41	2.4	182	163	11.7
600,000-649,999	83	68	22.1	134	132	1.5	600,000-649,999	18	14	28.6	83	67	23.9
650,000-699,999	111	111	0.0	182	180	1.1	650,000-699,999	17	31	-45.2	89	84	6.0
700,000-749,999	62	52	19.2	93	82	13.4	700,000-749,999	13	8	62.5	48	47	2.1
750,000-799,999	82	74	10.8	135	118	14.4	750,000-799,999	27	11	145.5	87	63	38.1
800,000-849,999	27	30	-10.0	53	47	12.8	800,000-849,999	11	4	175.0	28	25	12.0
850,000-899,999	60	51	17.6	86	92	-6.5	850,000-899,999	12	18	-33.3	47	50	-6.0
900,000-949,999	21	21	0.0	33	29	13.8	900,000-949,999	3	4	-25.0	15	19	-21.1
950,000-999,999	57	51	11.8	93	83	12.0	950,000-999,999	9	8	12.5	50	37	35.1
1,000,000-1,099,999	12	12	0.0	22	14	57.1	1,000,000-1,099,999	3	0	N/A	10	9	11.1
1,100,000-1,199,999	51	35	45.7	72	52	38.5	1,100,000-1,199,999	9	9	0.0	39	28	39.3
1,200,000-1,299,999	39	51	-23.5	59	72	-18.1	1,200,000-1,299,999	7	9	-22.2	23	33	-30.3
1,300,000-1,399,999	36	28	28.6	52	44	18.2	1,300,000-1,399,999	5	7	-28.6	24	21	14.3
1,400,000-1,499,999	26	22	18.2	38	38	0.0	1,400,000-1,499,999	2	4	-50.0	13	11	18.2
1,500,000-1,599,999	30	32	-6.2	40	44	-9.1	1,500,000-1,599,999	3	5	-40.0	13	18	-27.8
1,600,000-1,699,999	18	29	-37.9	33	42	-21.4	1,600,000-1,699,999	2	3	-33.3	9	19	-52.6
1,700,000-1,799,999	22	22	0.0	29	25	16.0	1,700,000-1,799,999	4	2	100.0	11	12	-8.3
1,800,000-1,899,999	23	20	15.0	28	33	-15.2	1,800,000-1,899,999	1	3	-66.7	14	10	40.0
1,900,000-1,999,999	26	30	-13.3	41	41	0.0	1,900,000-1,999,999	5	6	-16.7	18	18	0.0
2,000,000-2,249,999	27	14	92.9	30	21	42.9	2,000,000-2,249,999	1	2	-50.0	15	10	50.0
2,250,000-2,499,999	26	23	13.0	43	32	34.4	2,250,000-2,499,999	5	5	0.0	21	13	61.5
2,500,000-2,749,999	15	9	66.7	19	12	58.3	2,500,000-2,749,999	1	2	-50.0	14	5	180.0
2,750,000-2,999,999	24	26	-7.7	36	38	-5.3	2,750,000-2,999,999	6	4	50.0	14	14	0.0
3,000,000-3,249,999	5	7	-28.6	7	7	0.0	3,000,000-3,249,999	0	2	-100.0	3	3	0.0
3,250,000-3,499,999	9	11	-18.2	12	13	-7.7	3,250,000-3,499,999	2	0	N/A	4	4	0.0
3,500,000-3,749,999	5	8	-37.5	9	8	12.5	3,500,000-3,749,999	0	0	0.0	3	3	0.0
3,750,000-3,999,999	17	12	41.7	19	16	18.8	3,750,000-3,999,999	0	0	0.0	7	3	133.3
4,000,000-4,249,999	2	1	100.0	2	1	100.0	4,000,000-4,249,999	2	0	N/A	2	1	100.0
4,250,000-4,499,999	6	6	0.0	8	9	-11.1	4,250,000-4,499,999	0	2	-100.0	3	4	-25.0
4,500,000-4,749,999	4	3	33.3	5	3	66.7	4,500,000-4,749,999	1	0	N/A	3	2	50.0
4,750,000-4,999,999	4	5	-20.0	6	6	0.0	4,750,000-4,999,999	1	0	N/A	1	1	0.0
5,000,000+	39	36	8.3	56	44	27.3	5,000,000+	8	3	166.7	23	13	76.9
Totals	3333	3431	-2.9	7266	7419	-2.1	Totals	1088	1130	-3.7	4741	4806	-1.4

All information is subject to change, is deemed reliable but is not guaranteed, and should be independently verified. The information being provided is for consumers' personal, non-commercial use and may not be used for any other purpose other than to identify prospective properties consumers may be interested in purchasing. © 2018 Montana Regional MLS, LLC and FBS. All Rights Reserved. Prepared by Casey Robinson, SFR, CRS, BRA, GRI on Wednesday, October 17, 2018 10:34 AM.